

Zorca Vega RETURN I

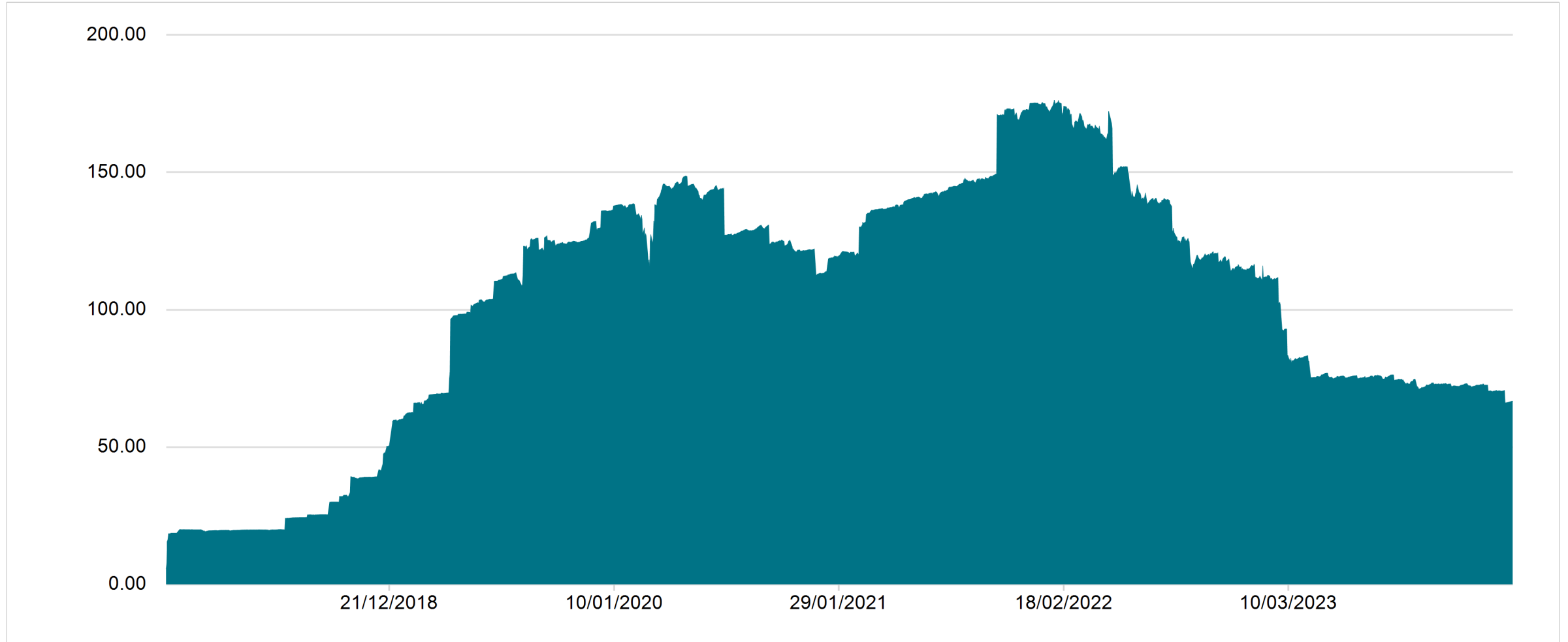
Reporting as of 28/03/2024

April 2024

Zorca
ASSET MANAGEMENT AG

Fund Volume since Inception¹

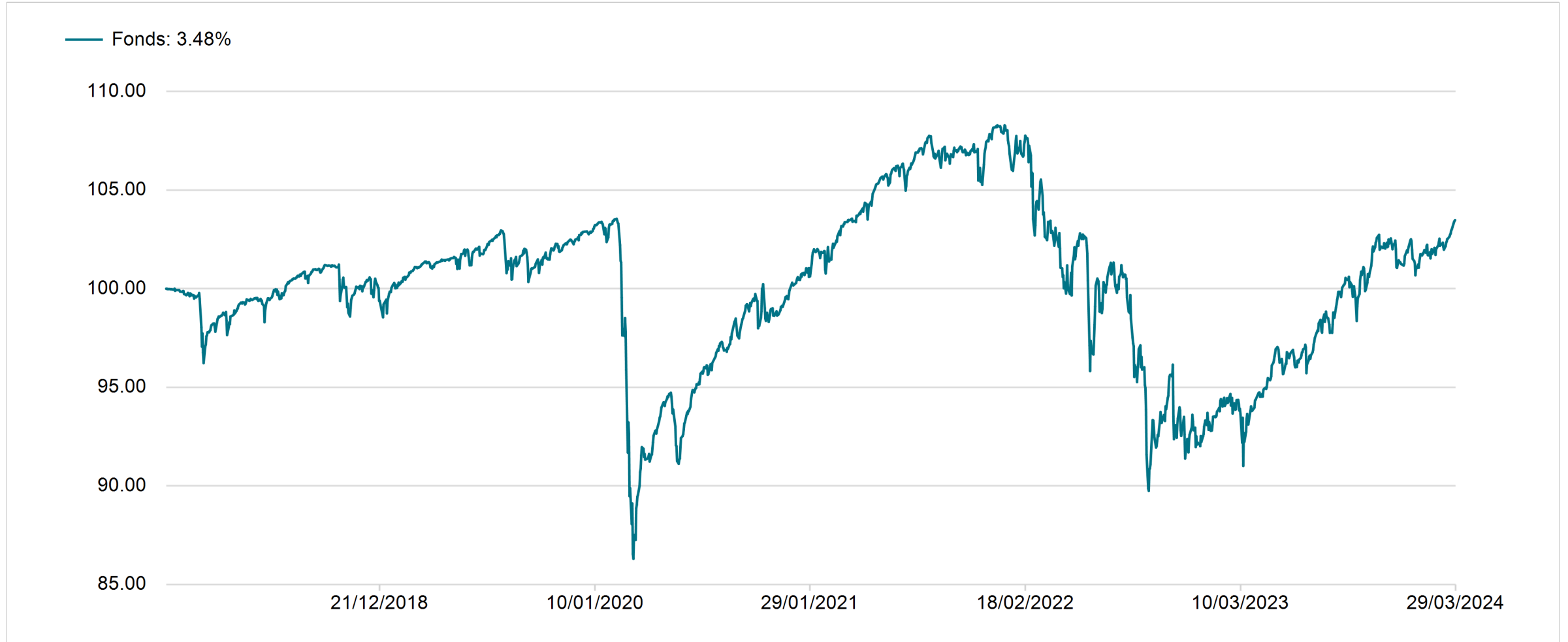
7orca Vega RETURN: EUR 66.75m (04/12/2017 - 28/03/2024)



Source: Universal-Investment-Gesellschaft mbH. 7orca Asset Management AG.

Performance since Inception¹

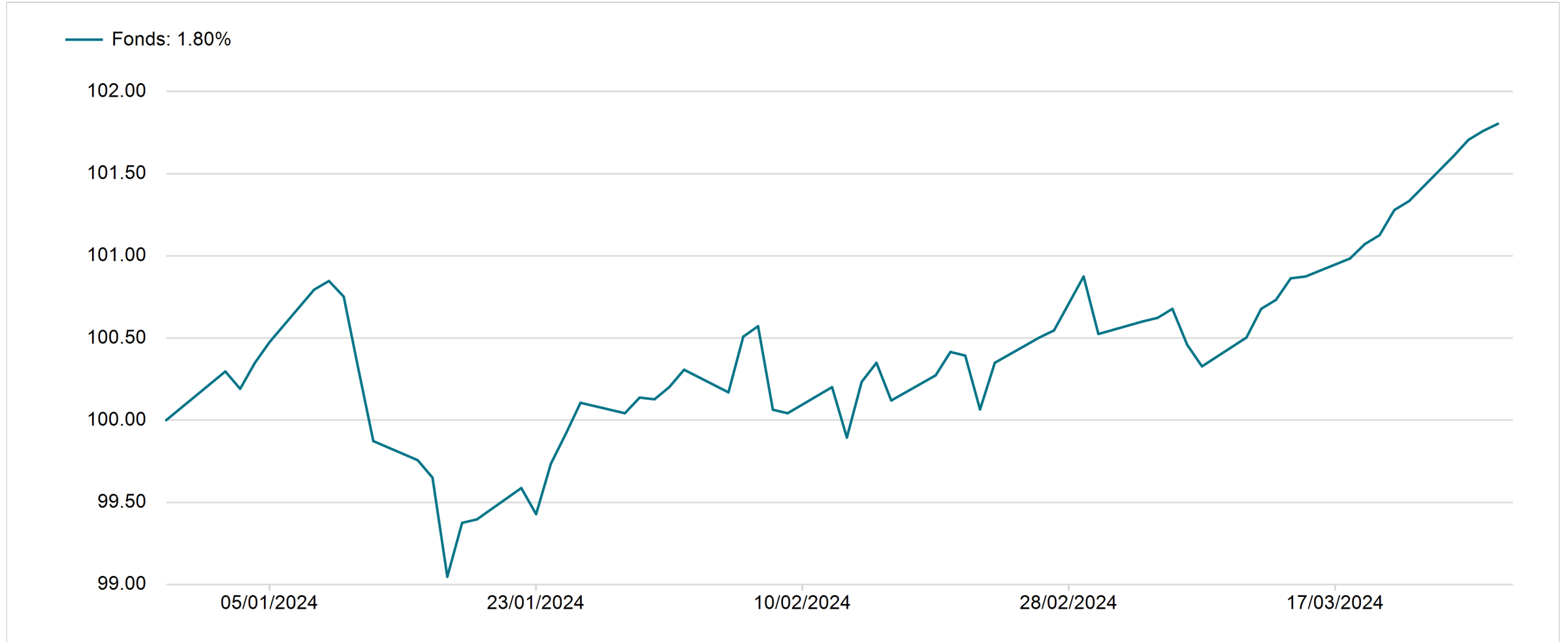
7orca Vega RETURN I (04/12/2017 - 28/03/2024)



Source: Universal-Investment-Gesellschaft mbH. 7orca Asset Management AG.

Performance YTD

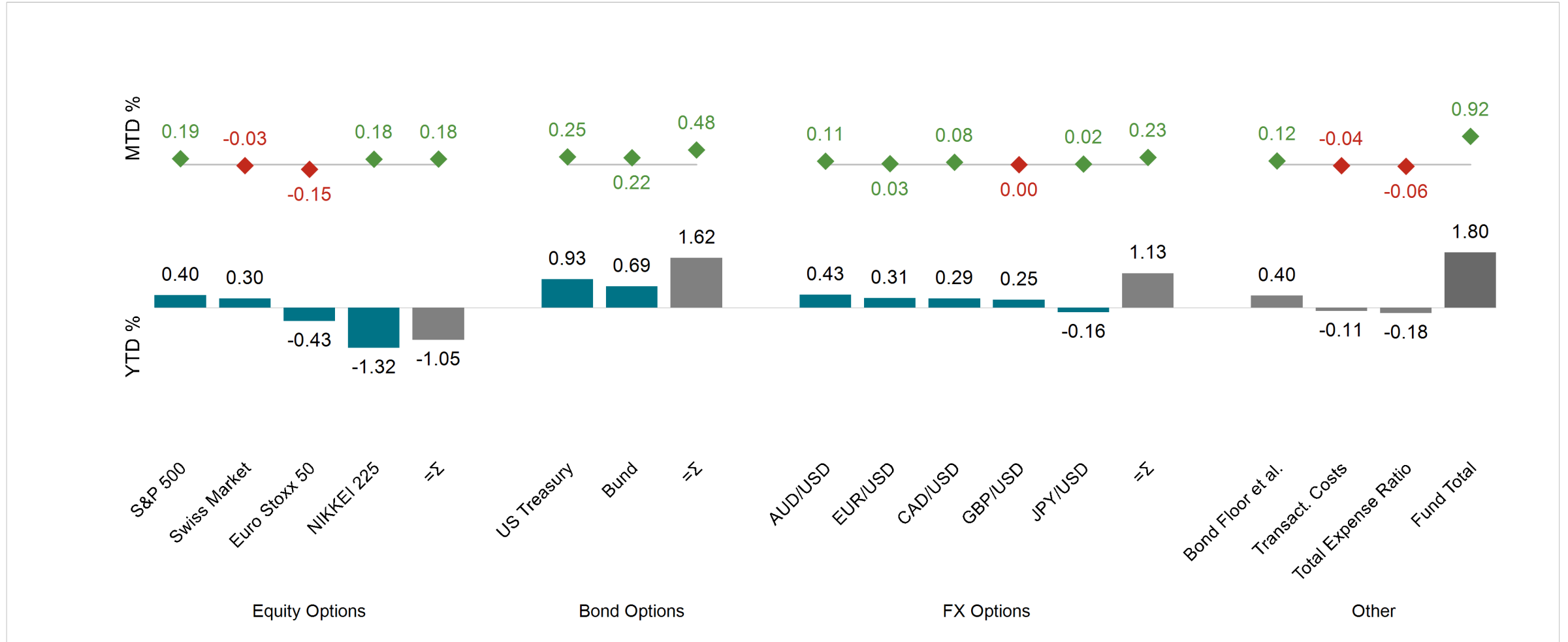
7orca Vega RETURN I (29/12/2023 - 28/03/2024)



Source: Universal-Investment-Gesellschaft mbH. 7orca Asset Management AG.

Performance Contribution¹

7orca Vega RETURN I Contribution to Return (02/01/2024 - 28/03/2024)



Source: Universal-Investment-Gesellschaft mbH. 7orca Asset Management AG.

*Total Expense Ratio pro rata temporis

Risk Figures since Inception

7orca Vega RETURN I monthly and annual return figures (04/12/2017 - 28/03/2024)

Year	Jan	Feb	Mar	Apr	May	Jun	Jul	Aug	Sep	Oct	Nov	Dec	Total
2017	-	-	-	-	-	-	-	-	-	-	-	-0.15%	-0.15%
2018	-0.22%	-1.40%	+0.36%	+0.84%	-0.55%	+0.91%	+0.94%	+0.24%	+0.20%	-1.69%	+0.98%	-1.20%	-0.64%
2019	+1.16%	+0.73%	+0.14%	+0.31%	-0.36%	+0.77%	+0.79%	-1.09%	-0.16%	+0.69%	+0.26%	+0.31%	+3.58%
2020	-0.38%	-4.63%	-7.09%	+2.37%	+1.10%	+0.56%	+1.34%	+1.29%	+1.61%	-0.35%	+0.76%	+1.33%	-2.52%
2021	+0.46%	+0.15%	+2.48%	+0.64%	+1.36%	+0.65%	+0.25%	+1.33%	-0.90%	+0.19%	-1.41%	+2.72%	+8.10%
2022	-1.19%	-0.22%	-3.16%	-2.96%	+2.33%	-2.75%	+0.30%	-3.06%	-6.18%	+3.71%	-1.96%	-0.42%	-14.83%
2023	+1.88%	+0.17%	-0.33%	+1.77%	+0.76%	+0.76%	+1.54%	+1.19%	+0.54%	+1.31%	+1.04%	-0.83%	+10.21%
2024	+0.13%	+0.75%	+0.92%	-	-	-	-	-	-	-	-	-	+1.80%

Risk Figures since Inception

Return p.a.	0.54%
Volatility (12M)	4.42%
Max. Drawdown	-17.11%
Max. Drawdown Period (d)	806
Sharpe Ratio	0.08
MAR Ratio	0.03
VaR 99% / 1d	0.58%

Performance Figures

MTD	0.92%
YTD	1.80%
1 Year	10.04%
3 Years	0.32%
5 Years	2.22%
Since Inception	3.48%

Figures Regulatory Reporting

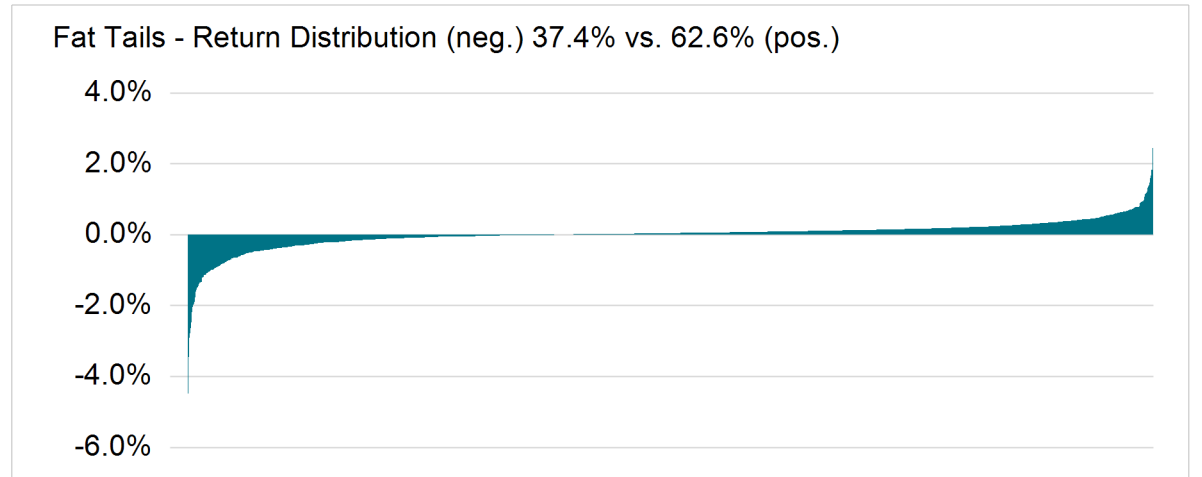
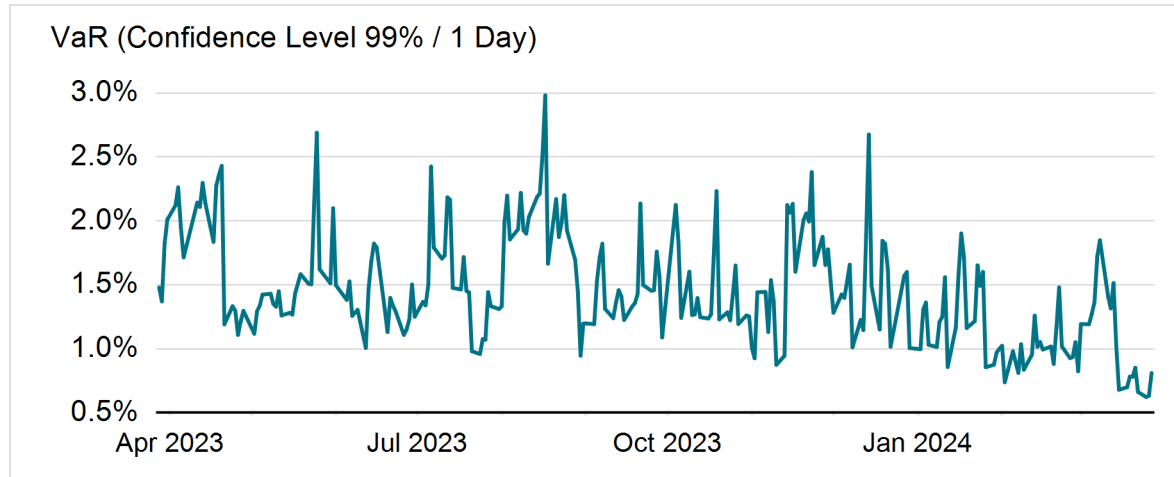
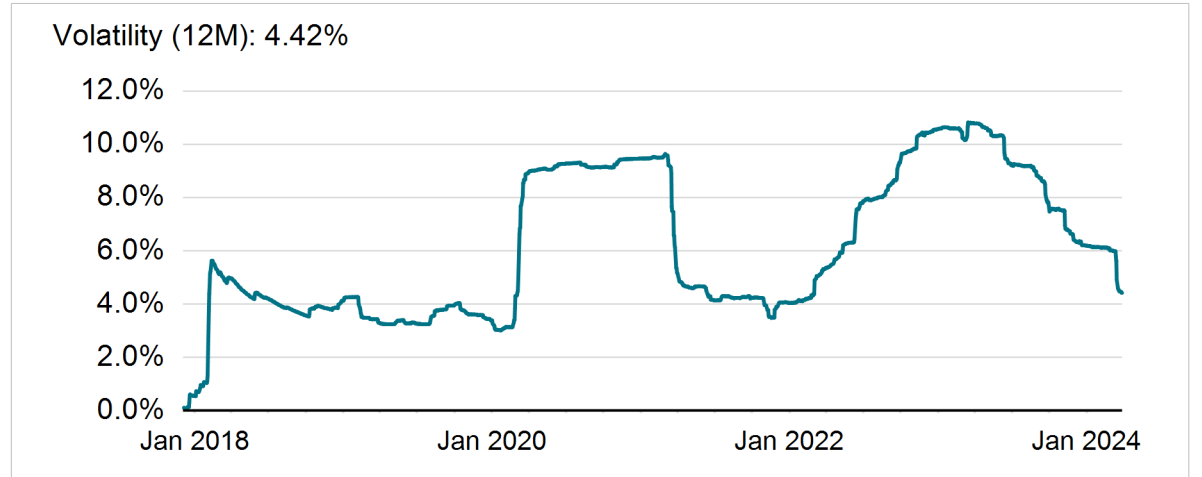
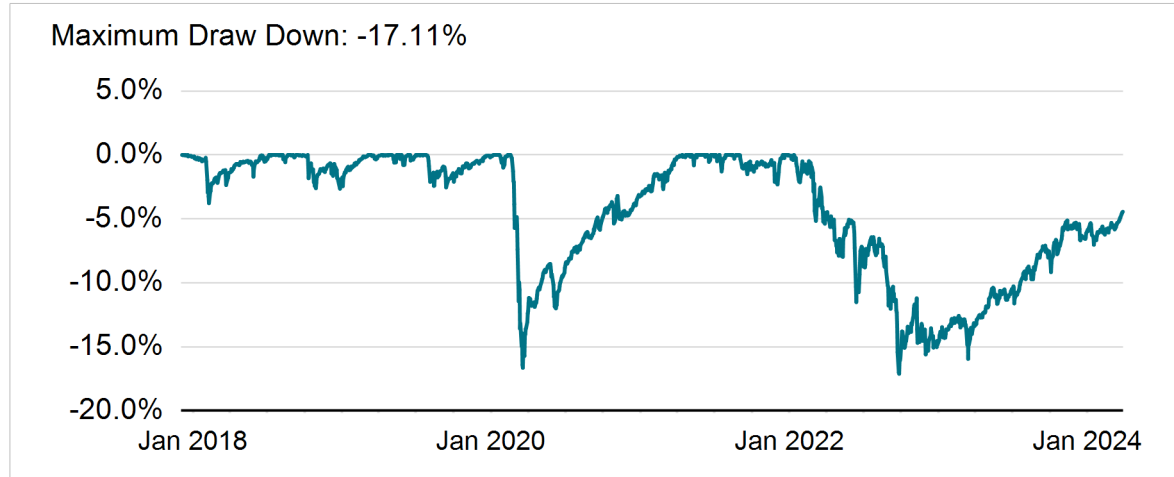
Risk weighted KSA	14.66%
Equity Item	21.75%
Stocks Financials	21.75%
Bonds Financials	0,00%
Outliers Backtest (VaR99%)	1

Fund Dividends

Last Dividend (EUR)	3.00 EUR
Dividend Yield	3.22%
Total Expense Ratio p.a.	0.77

Risk Figures since Inception¹

7orca Vega RETURN I (04/12/2017 - 28/03/2024)

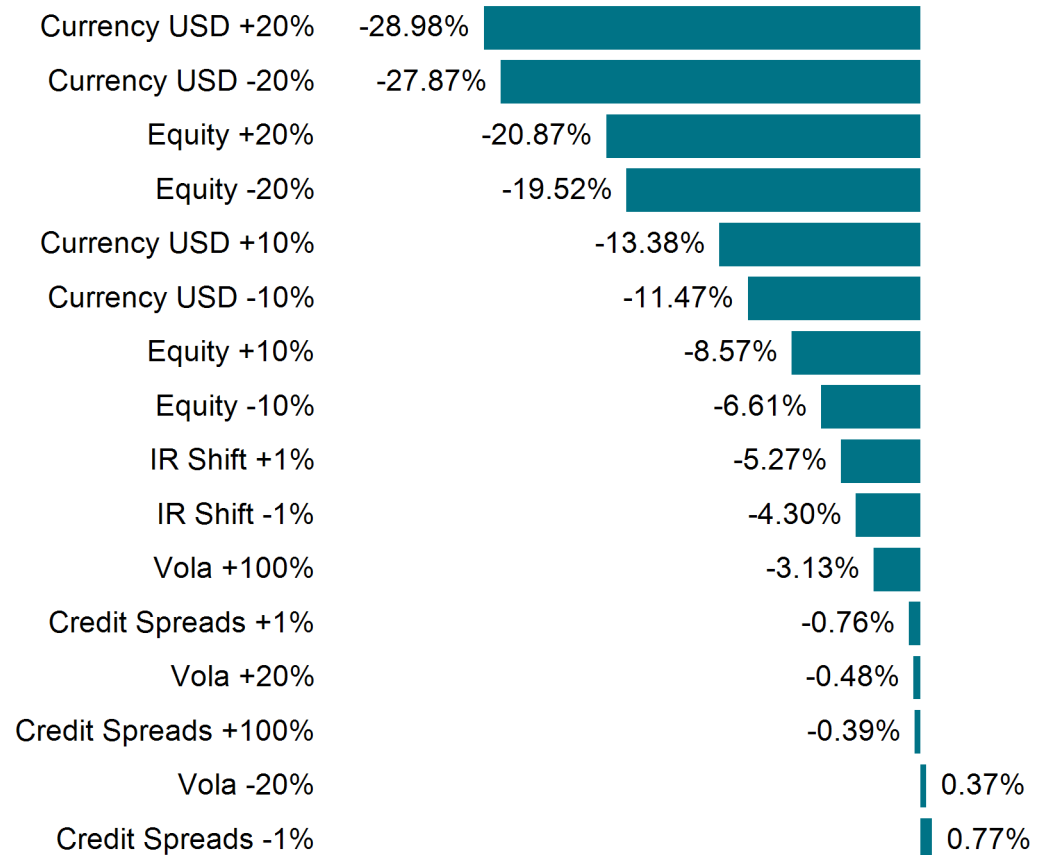


Source: Universal-Investment-Gesellschaft mbH. 7orca Asset Management AG.

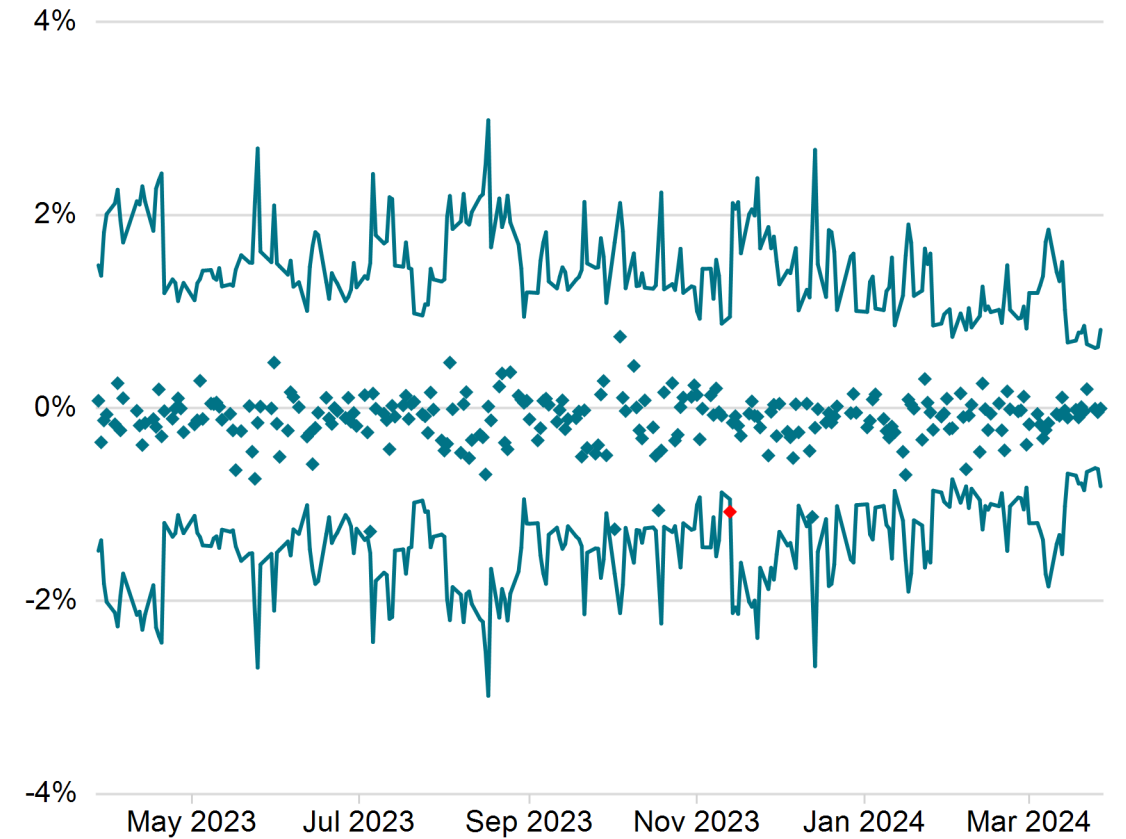
Risk Figures¹

7orca Vega RETURN I (28/03/2024)

Stress Test



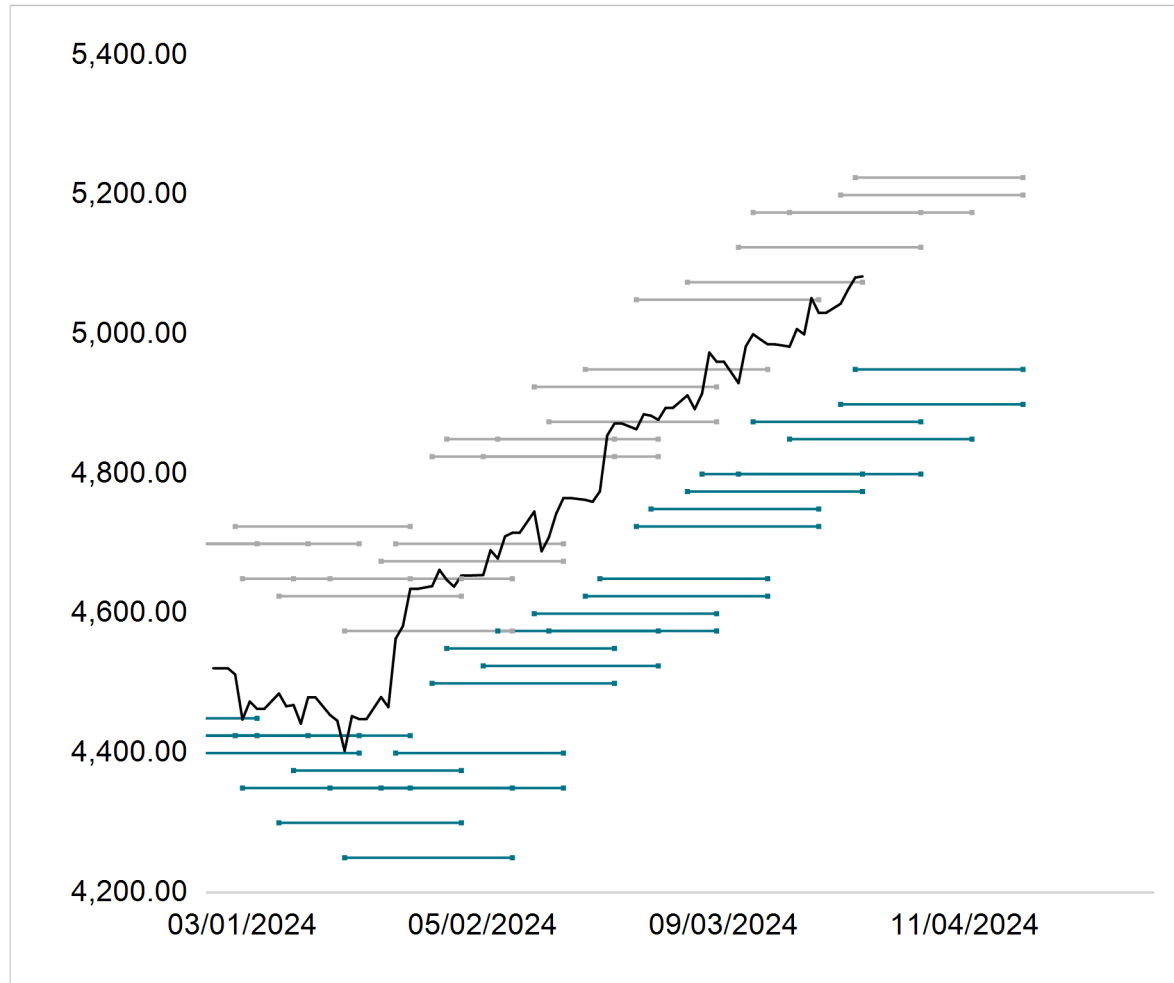
VaR Backtest (MaRisk 12M) and Outliers (red)



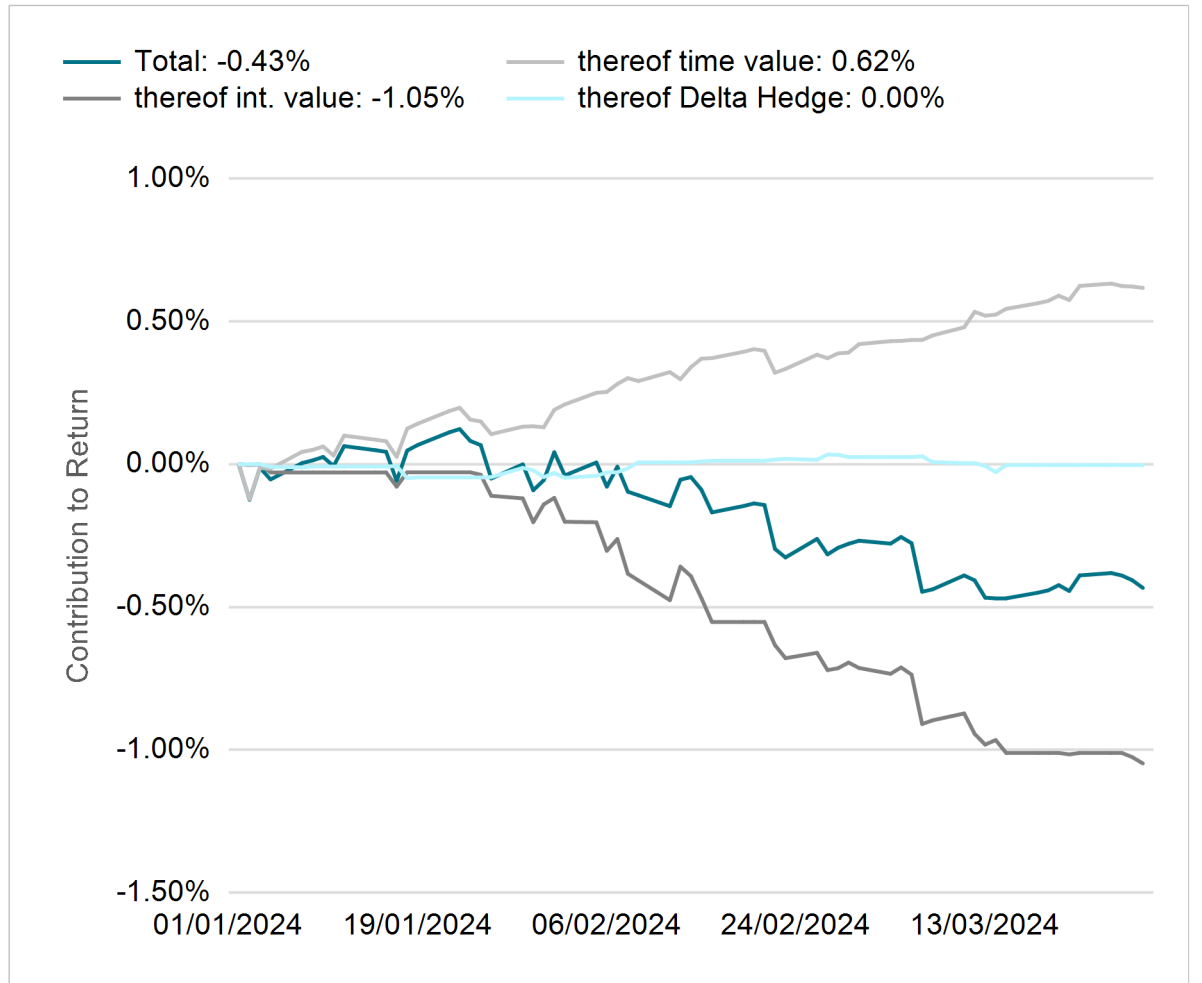
Source: Universal-Investment-Gesellschaft mbH. 7orca Asset Management AG.

Underlying Euro Stoxx 50 Index¹

7orca Vega RETURN I: Option Positions (29/12/2023 - 28/03/2024)



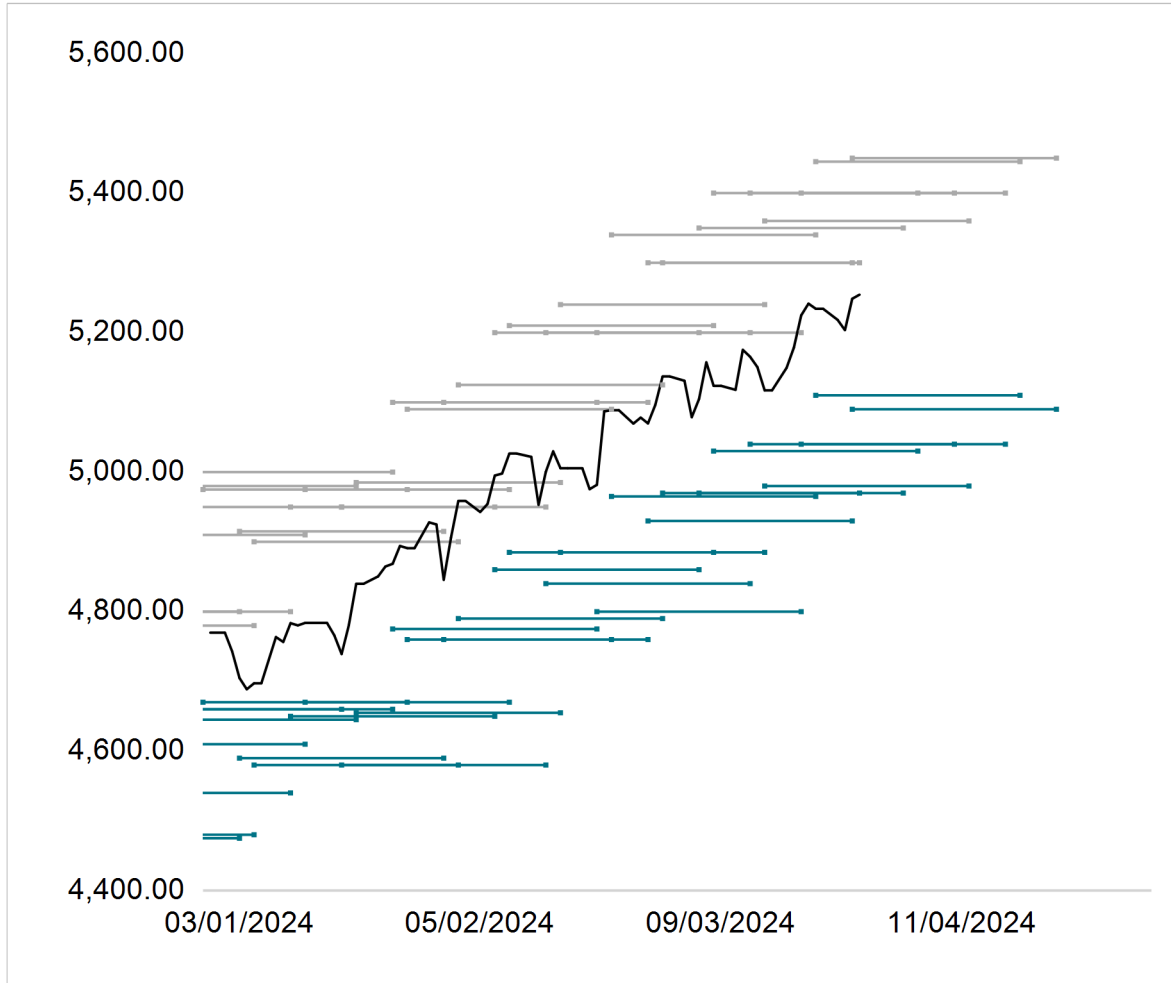
7orca Vega RETURN I: Contribution to Return (29/12/2023 - 28/03/2024)



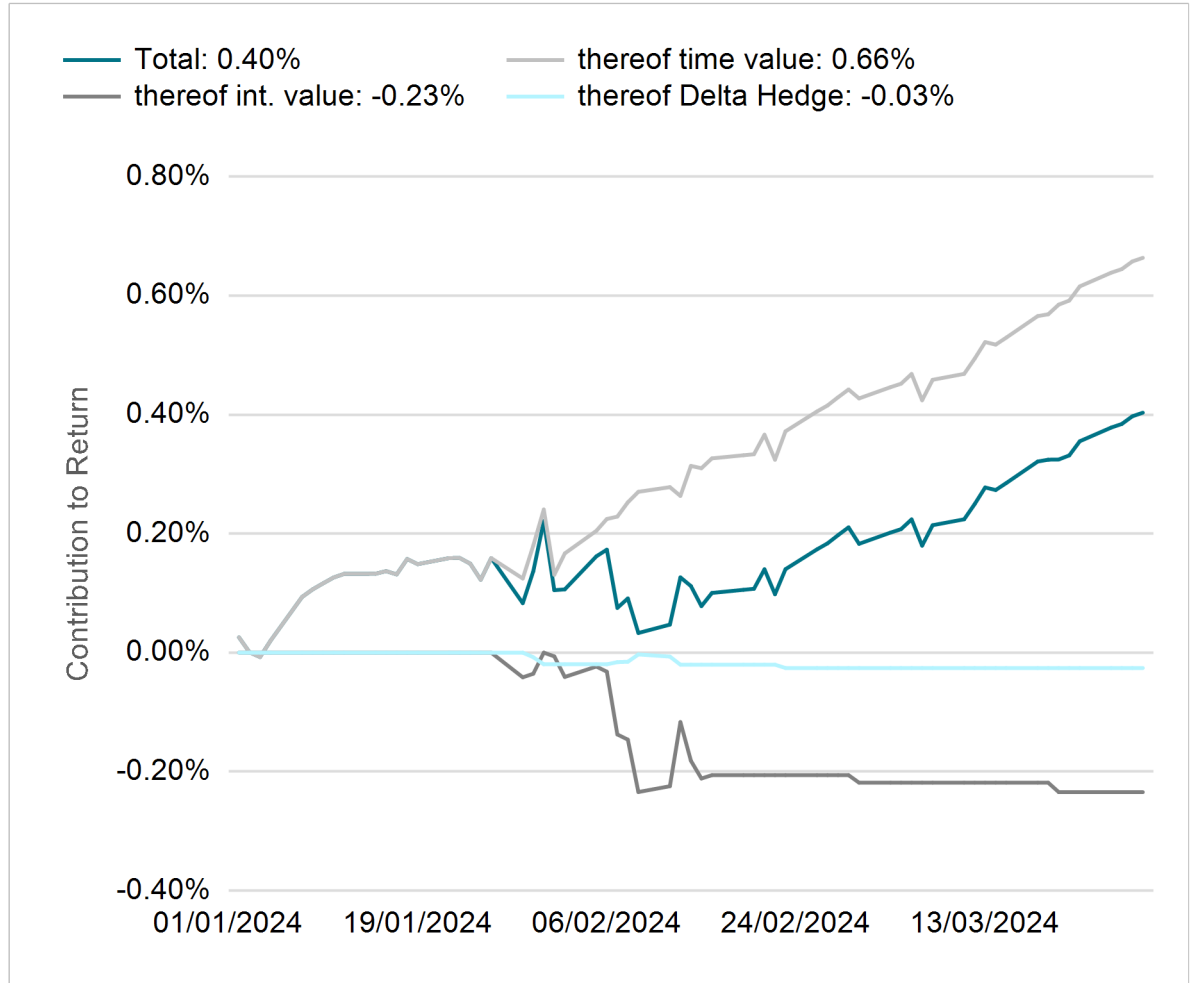
Source: Universal-Investment-Gesellschaft mbH. 7orca Asset Management AG.

Underlying S&P 500 Index¹

7orca Vega RETURN I: Option Positions (29/12/2023 - 28/03/2024)



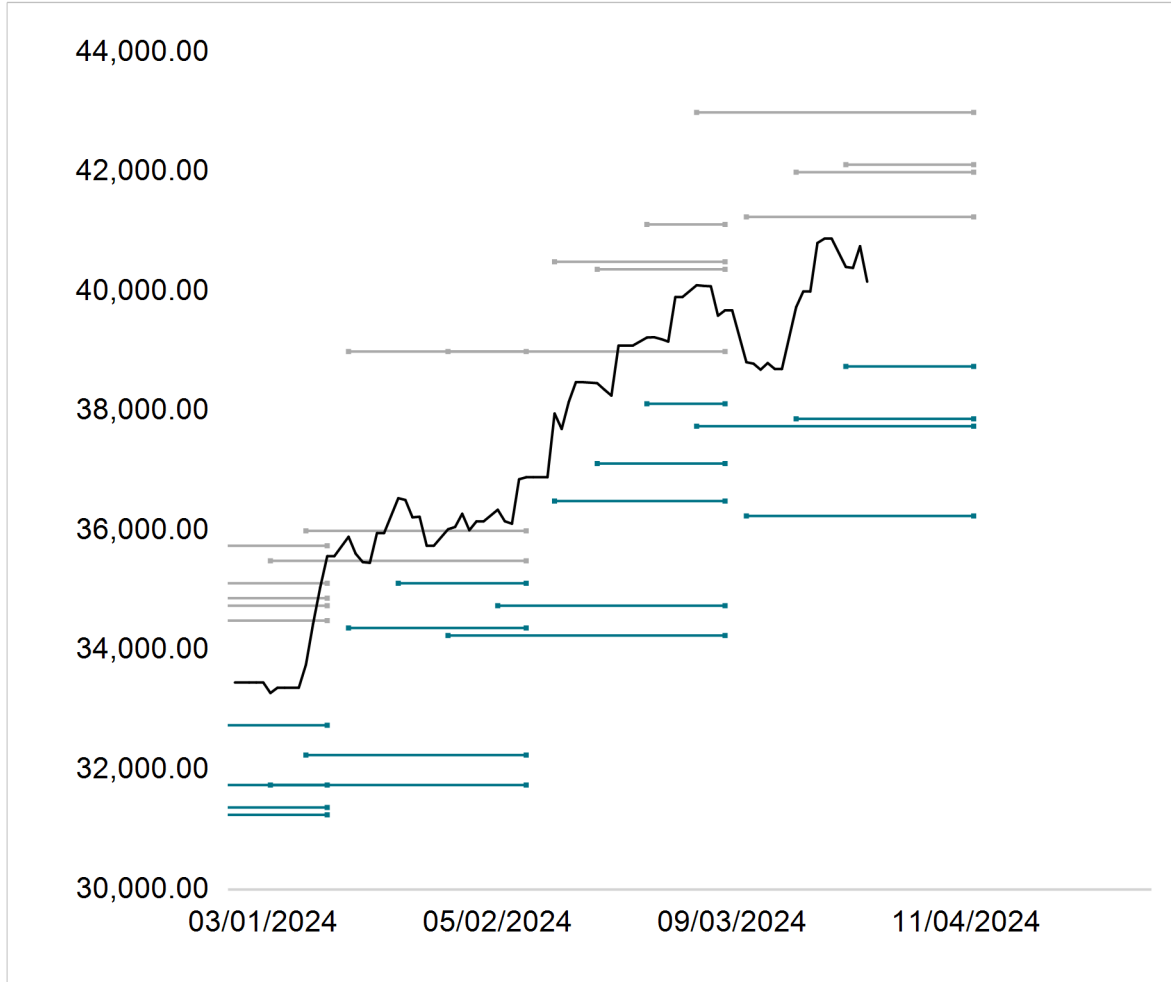
7orca Vega RETURN I: Contribution to Return (29/12/2023 - 28/03/2024)



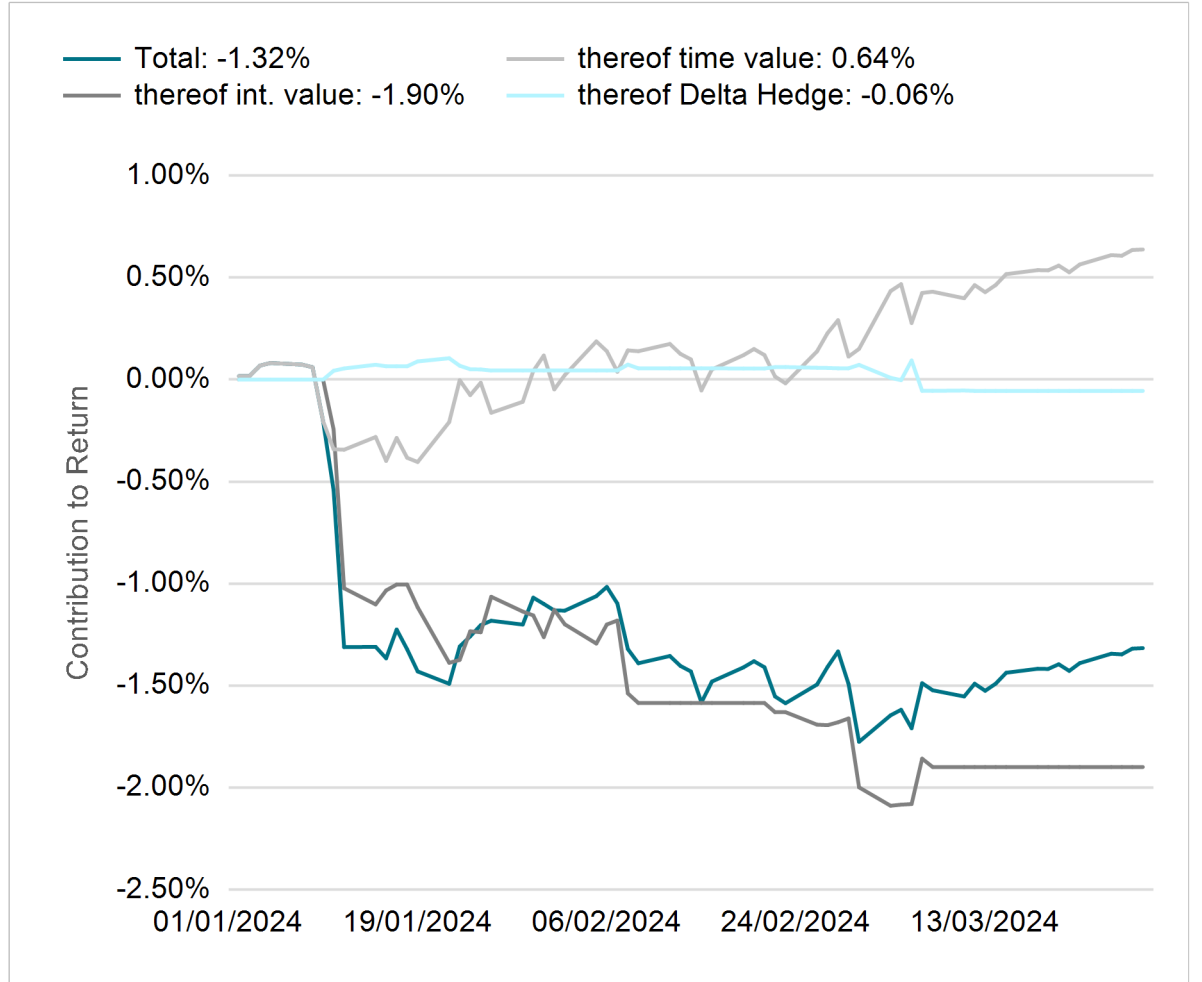
Source: Universal-Investment-Gesellschaft mbH. 7orca Asset Management AG.

Underlying NIKKEI 225 Index¹

7orca Vega RETURN I: Option Positions (29/12/2023 - 28/03/2024)



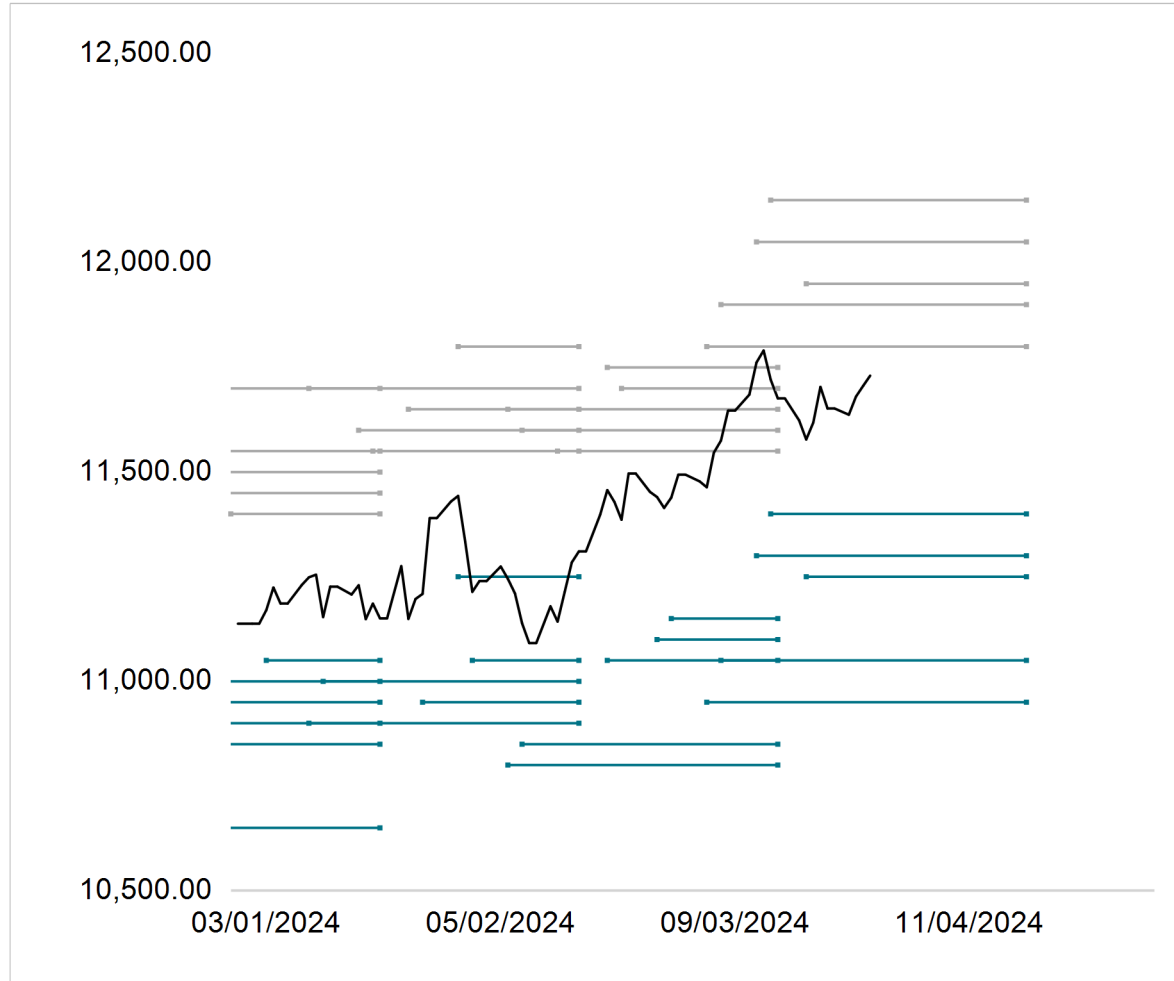
7orca Vega RETURN I: Contribution to Return (29/12/2023 - 28/03/2024)



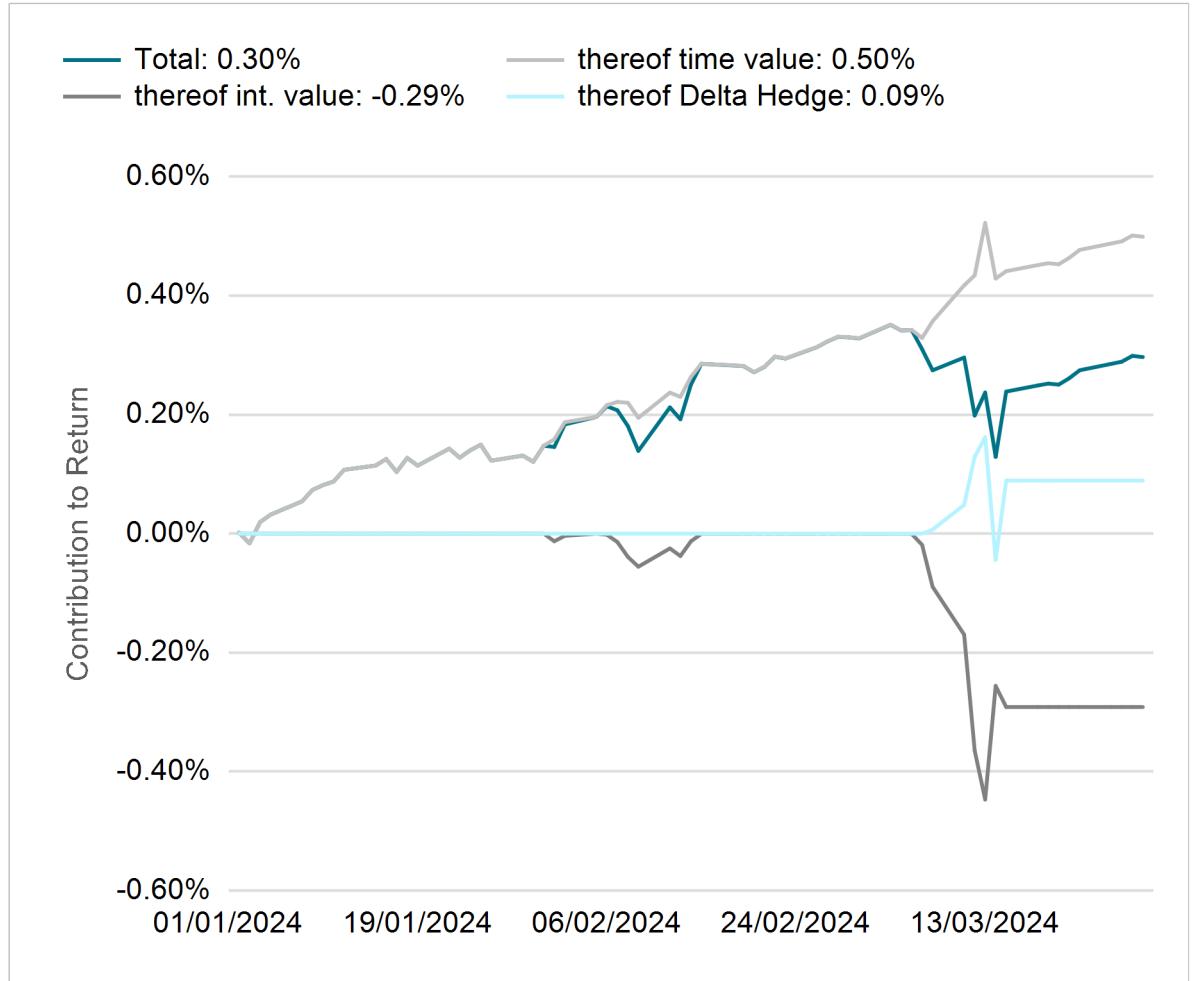
Source: Universal-Investment-Gesellschaft mbH. 7orca Asset Management AG.

Underlying Swiss Market Index¹

7orca Vega RETURN I: Option Positions (29/12/2023 - 28/03/2024)



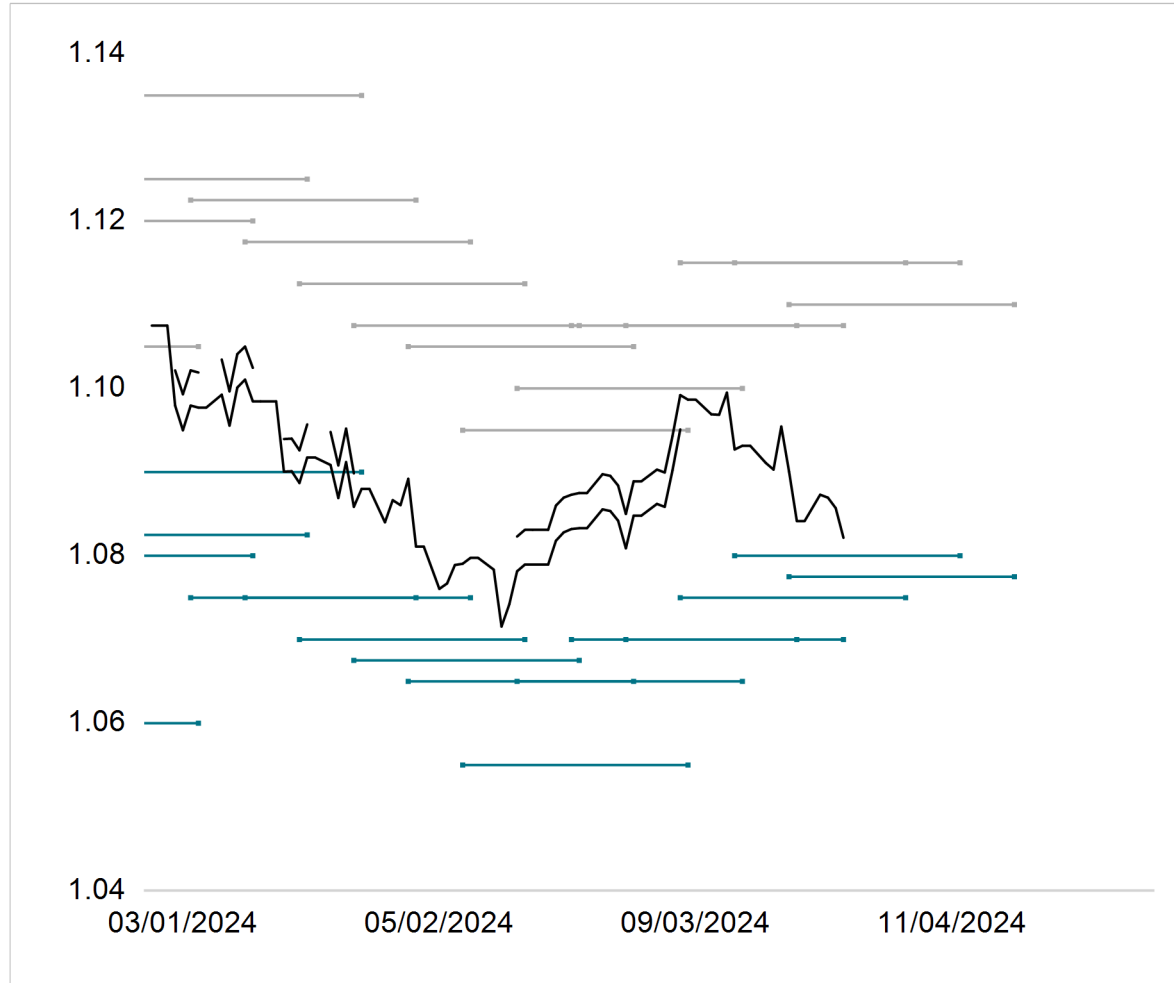
7orca Vega RETURN I: Contribution to Return (29/12/2023 - 28/03/2024)



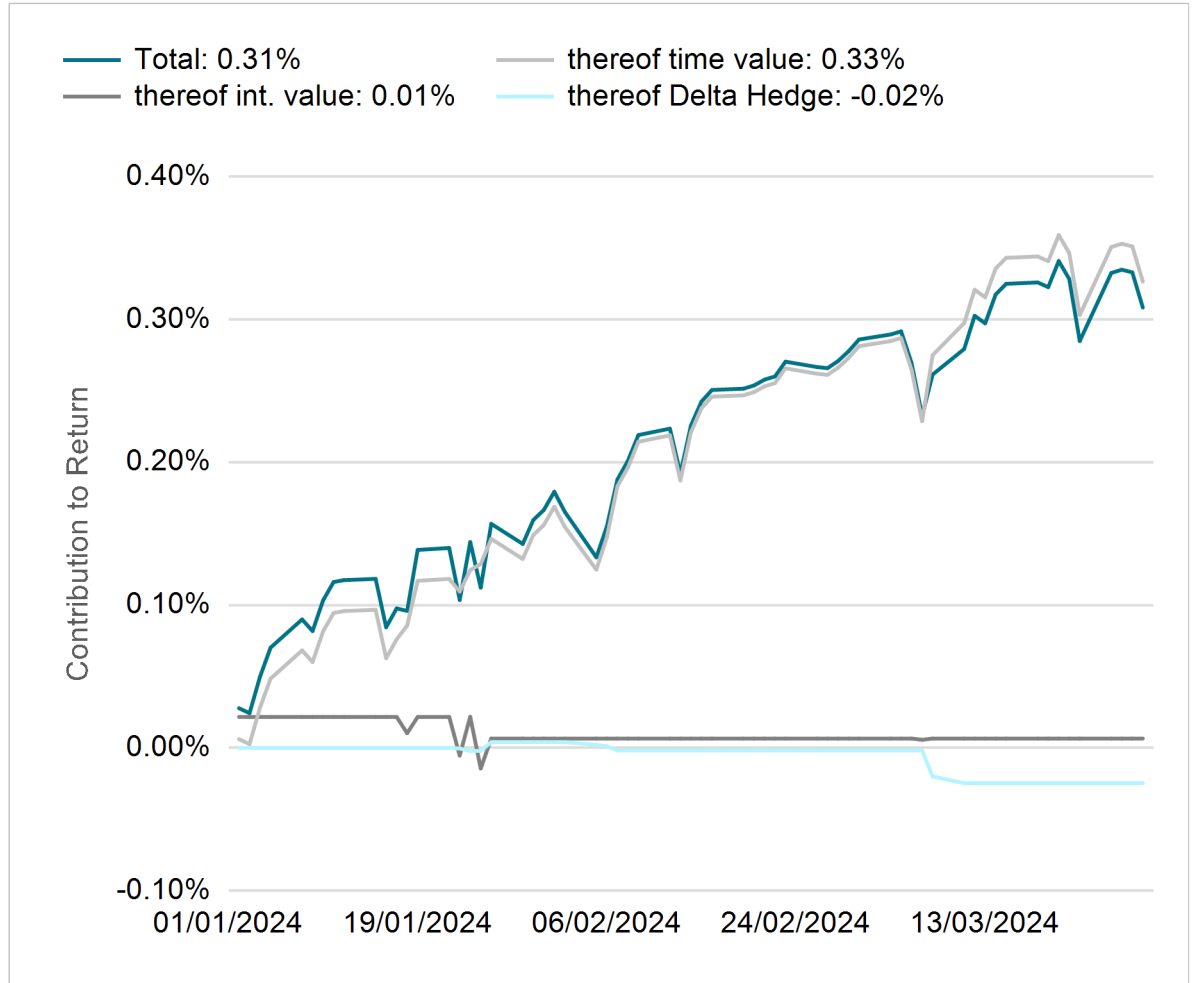
Source: Universal-Investment-Gesellschaft mbH. 7orca Asset Management AG.

Underlying EUR/USD Future¹

7orca Vega RETURN I: Option Positions (29/12/2023 - 28/03/2024)



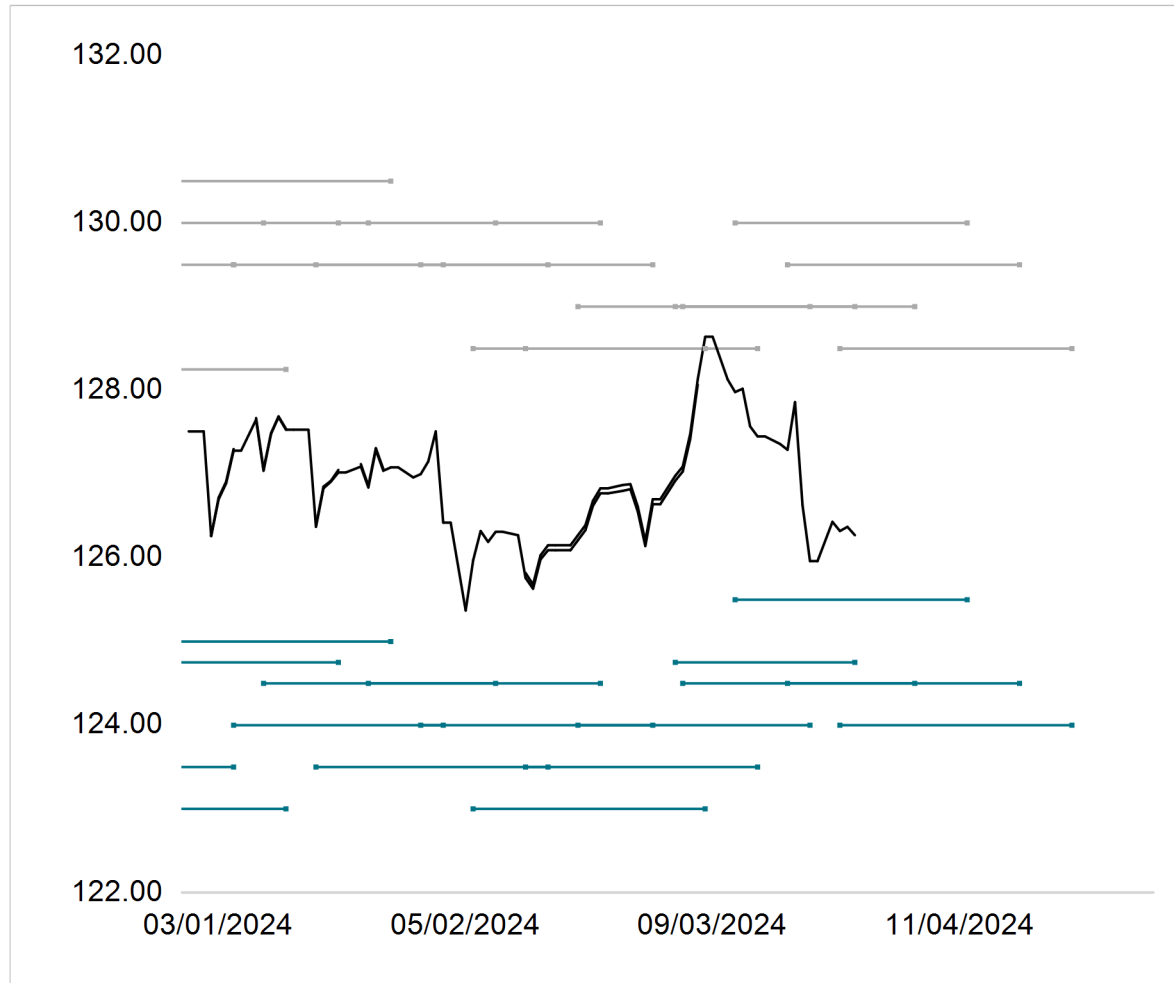
7orca Vega RETURN I: Contribution to Return (29/12/2023 - 28/03/2024)



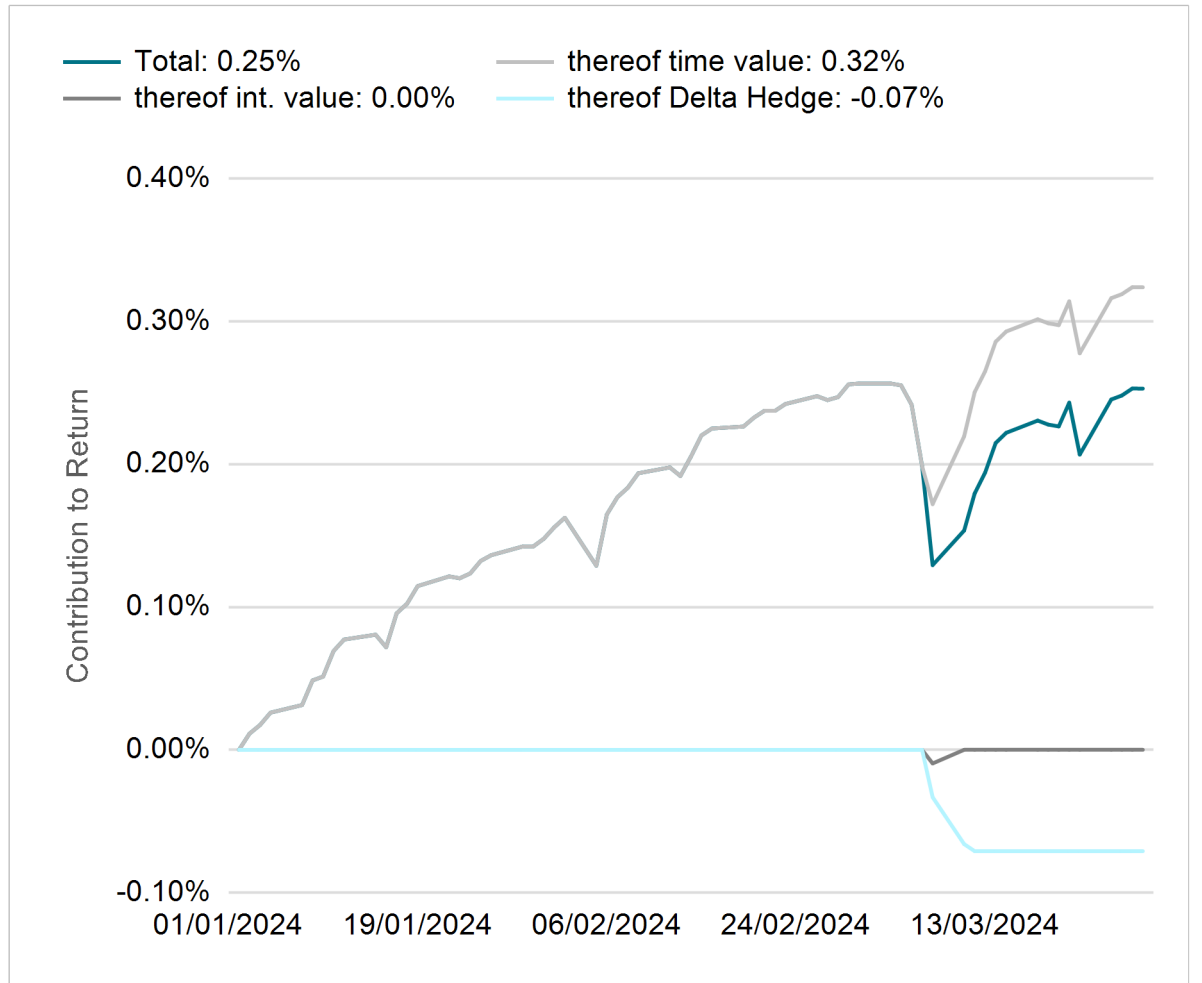
Source: Universal-Investment-Gesellschaft mbH. 7orca Asset Management AG.

Underlying GBP/USD Future¹

7orca Vega RETURN I: Option Positions (29/12/2023 - 28/03/2024)



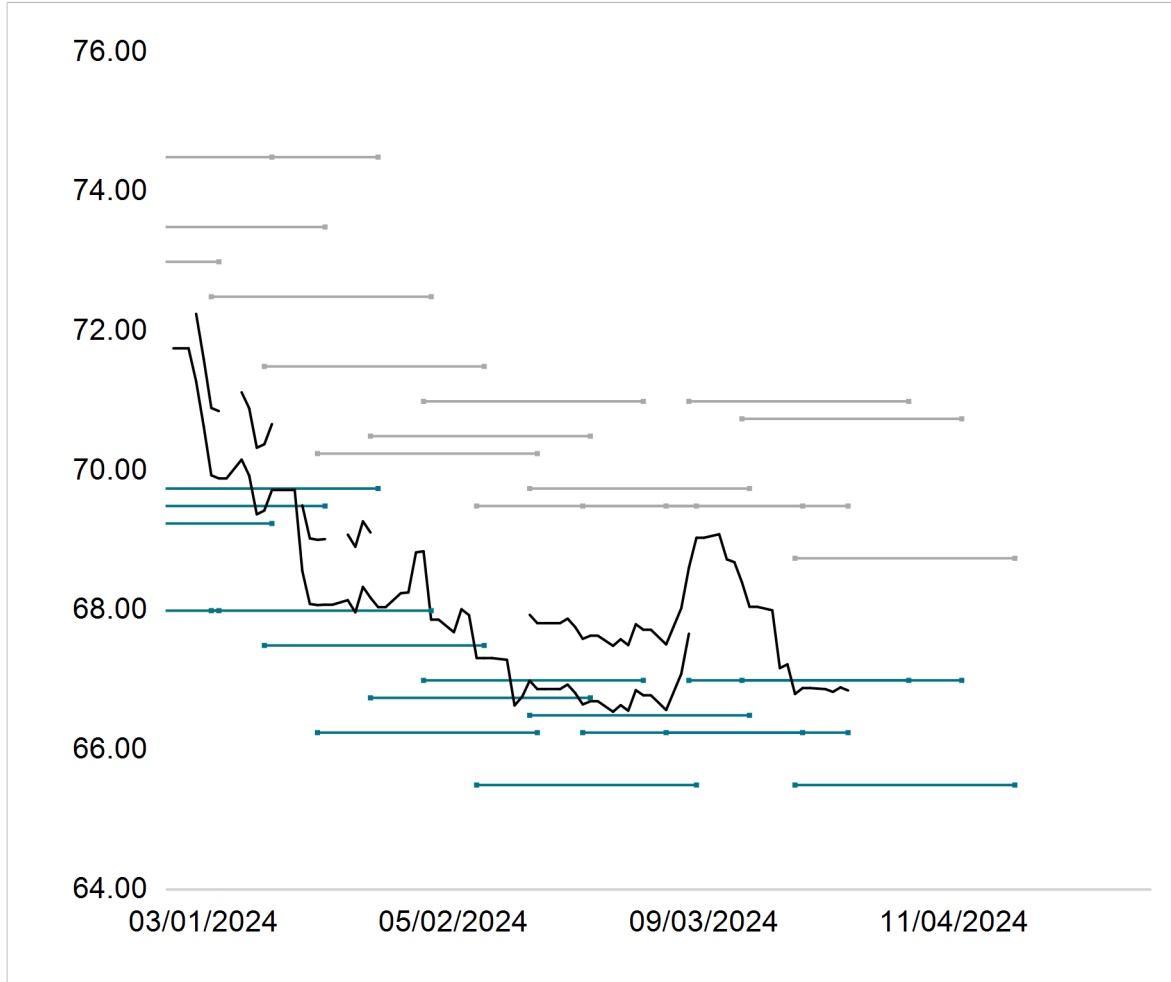
7orca Vega RETURN I: Contribution to Return (29/12/2023 - 28/03/2024)



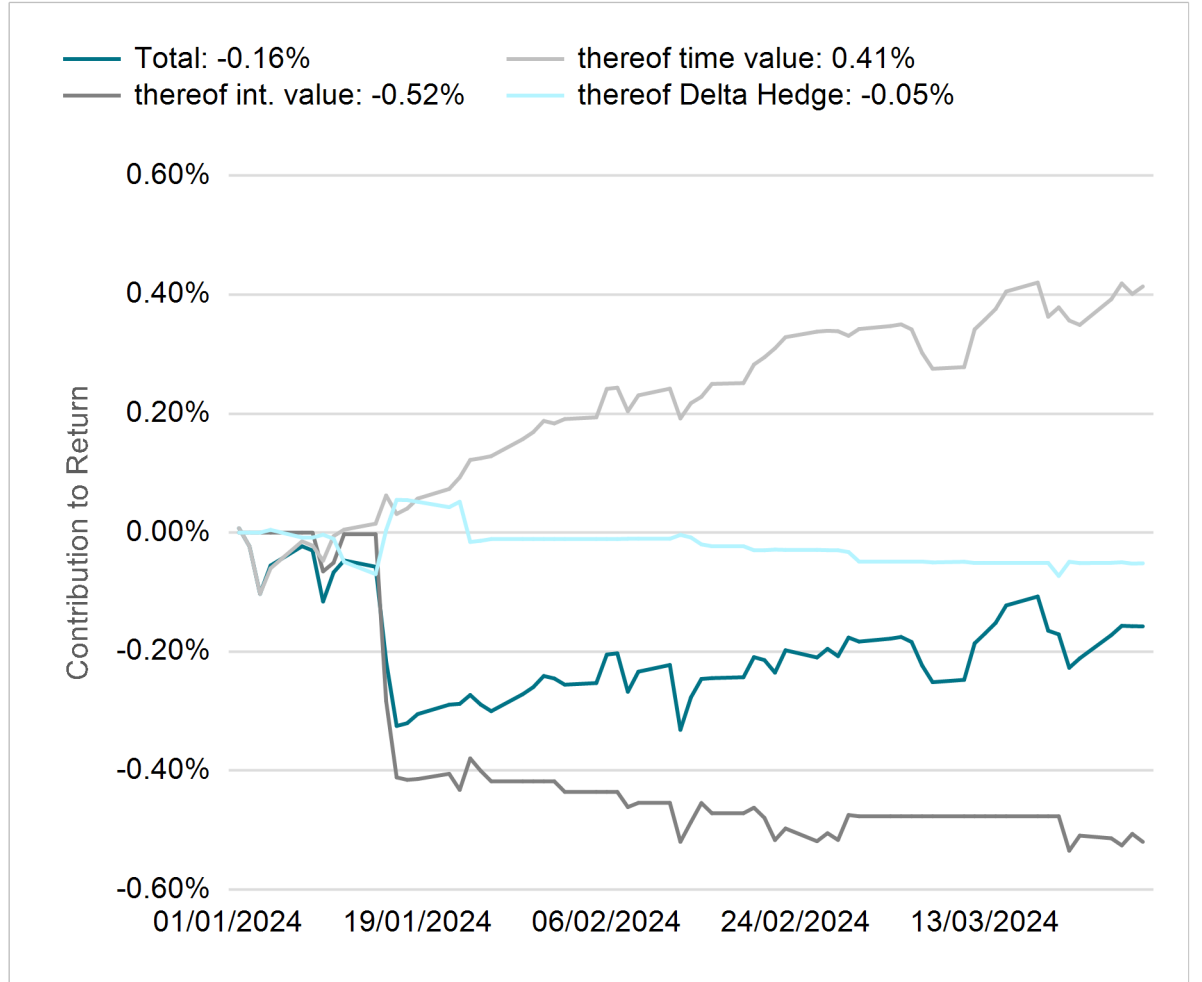
Source: Universal-Investment-Gesellschaft mbH. 7orca Asset Management AG.

Underlying JPY/USD Future¹

7orca Vega RETURN I: Option Positions (29/12/2023 - 28/03/2024)



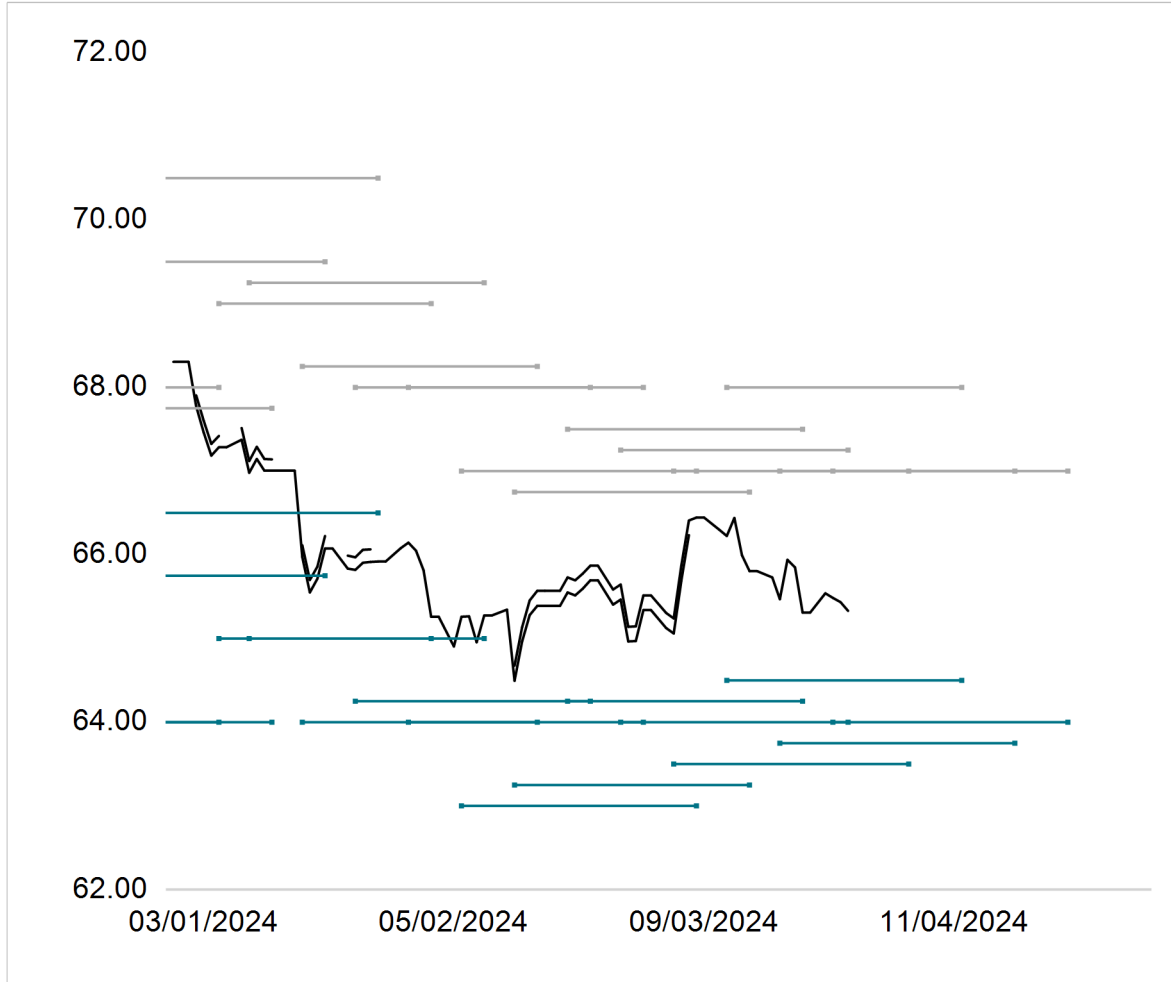
7orca Vega RETURN I: Contribution to Return (29/12/2023 - 28/03/2024)



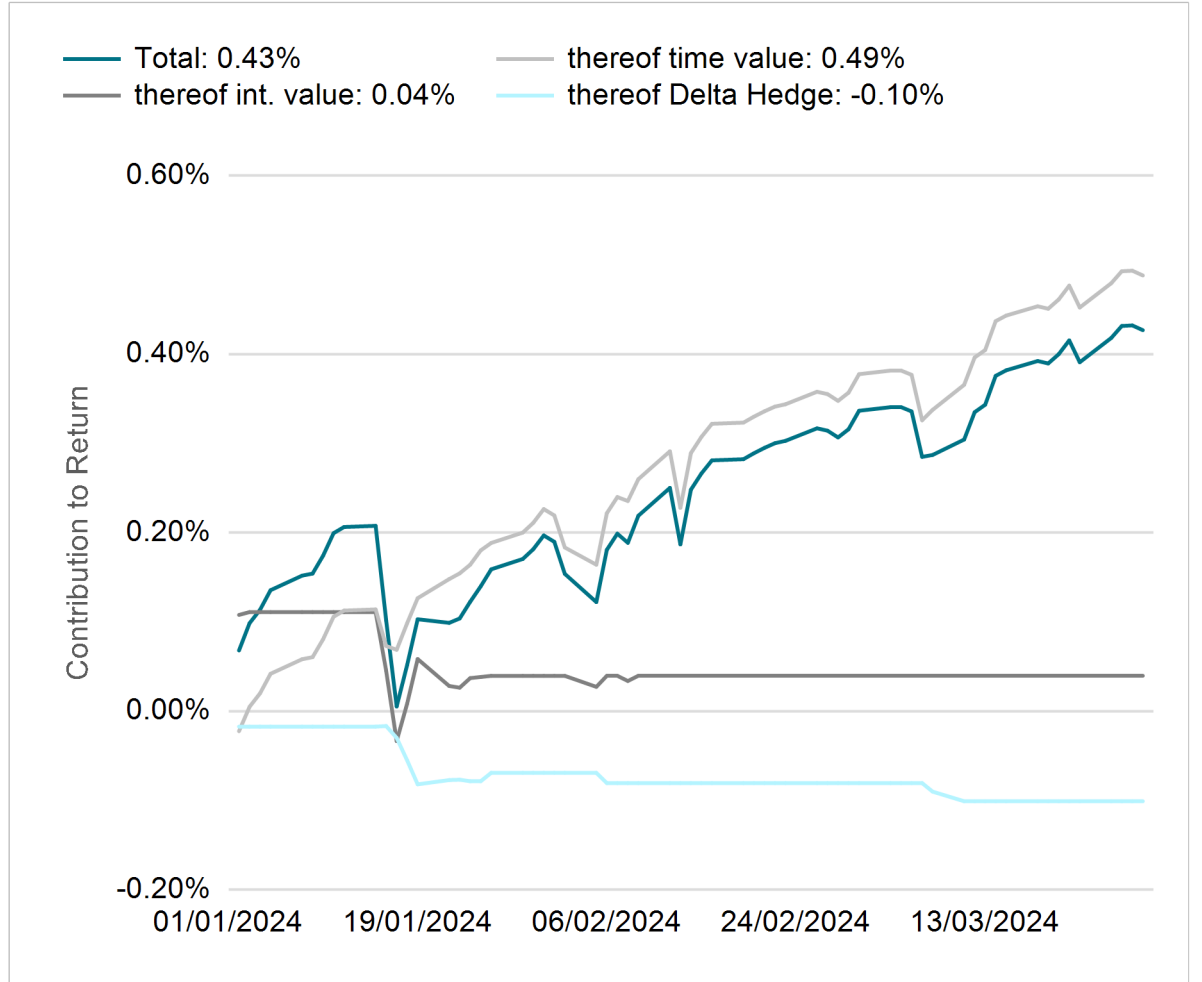
Source: Universal-Investment-Gesellschaft mbH. 7orca Asset Management AG.

Underlying AUD/USD Future¹

7orca Vega RETURN I: Option Positions (29/12/2023 - 28/03/2024)



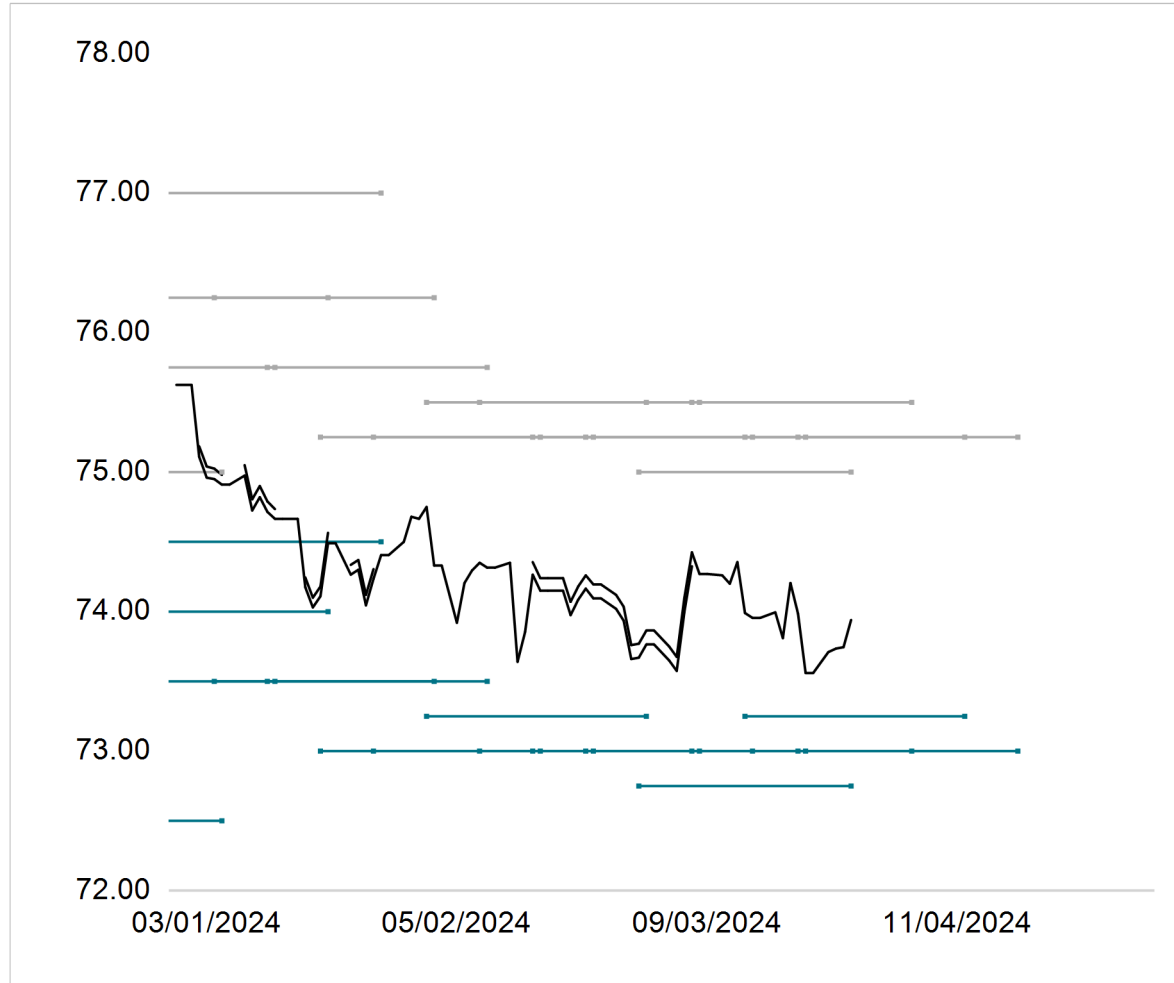
7orca Vega RETURN I: Contribution to Return (29/12/2023 - 28/03/2024)



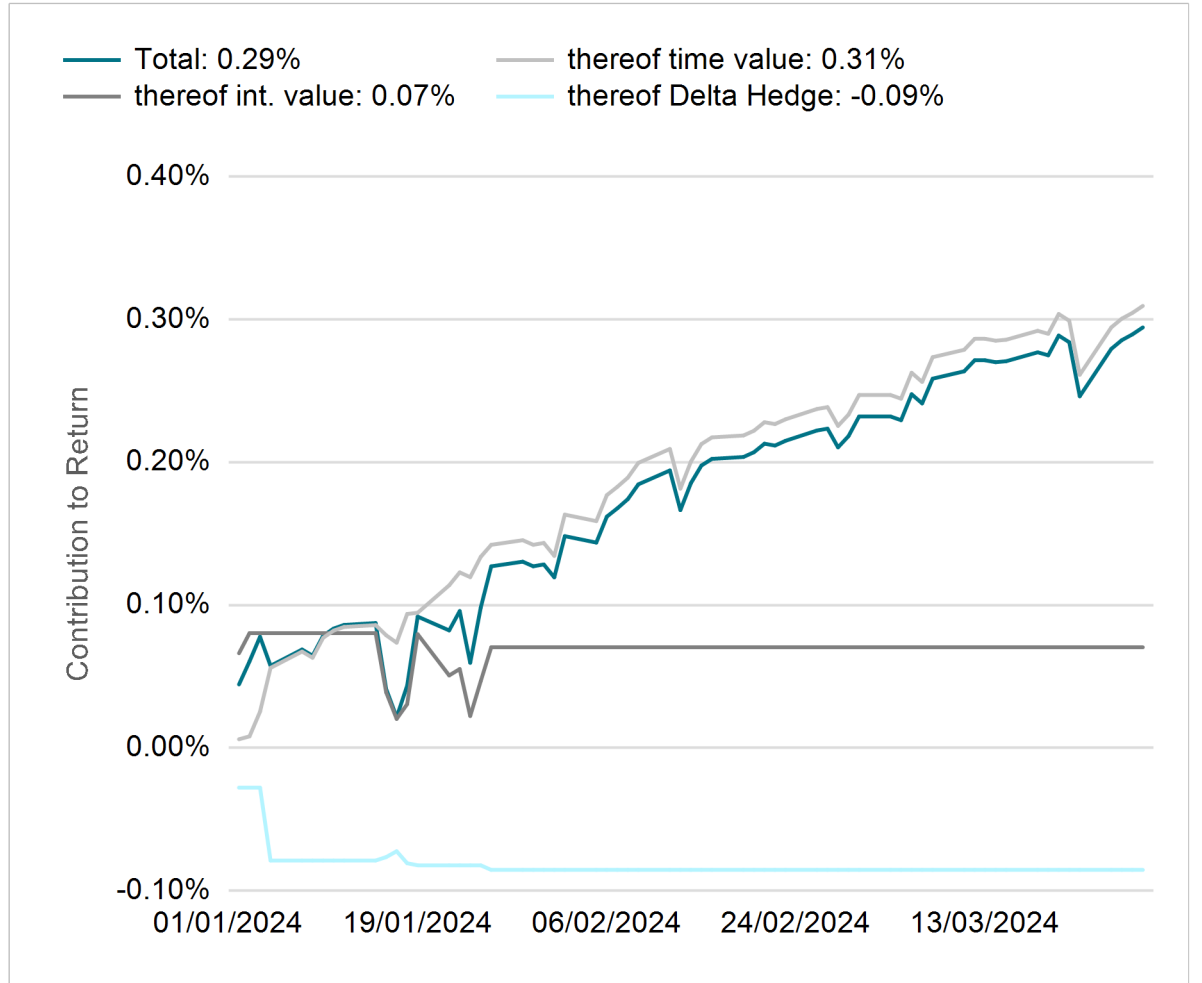
Source: Universal-Investment-Gesellschaft mbH. 7orca Asset Management AG.

Underlying CAD/USD Future¹

7orca Vega RETURN I: Option Positions (29/12/2023 - 28/03/2024)



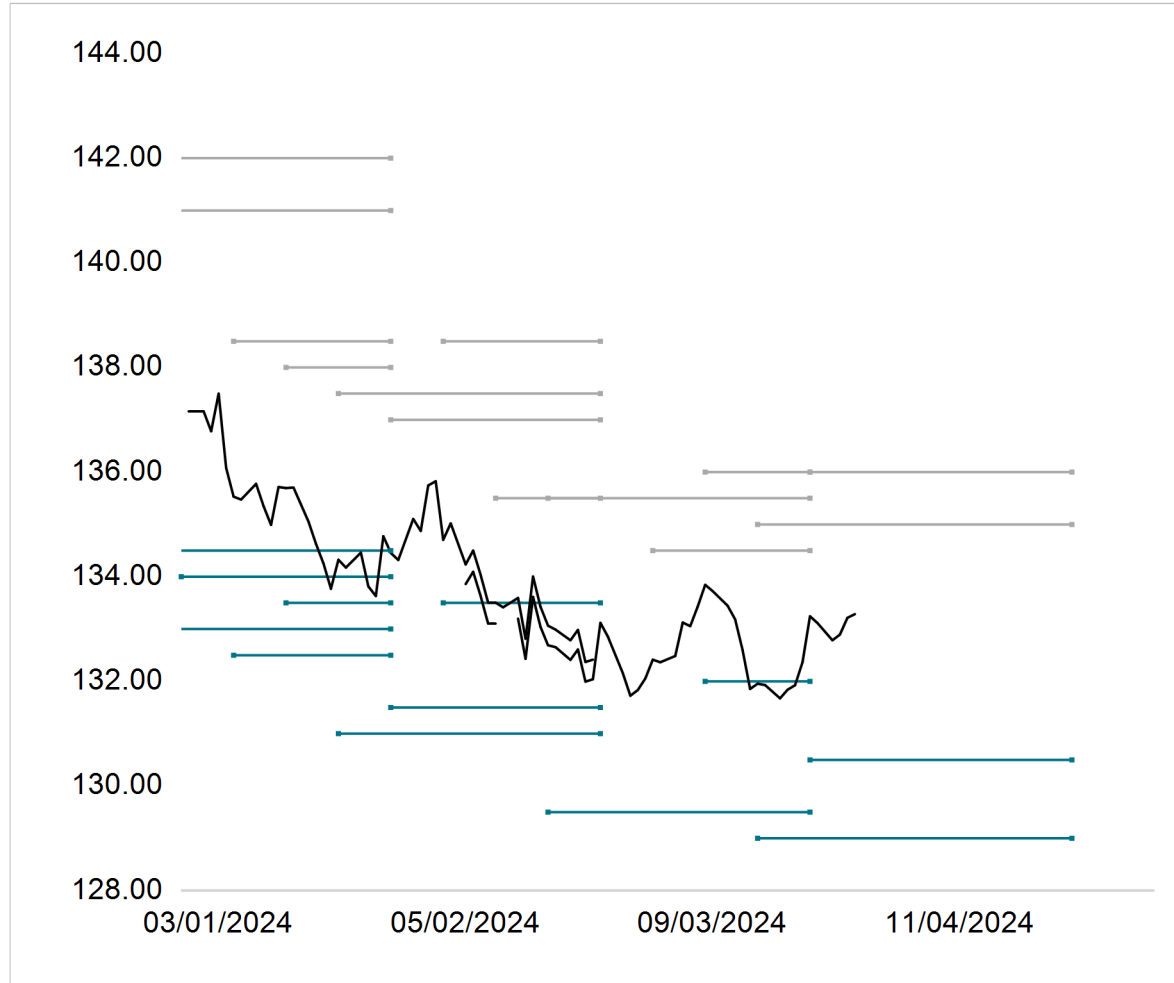
7orca Vega RETURN I: Contribution to Return (29/12/2023 - 28/03/2024)



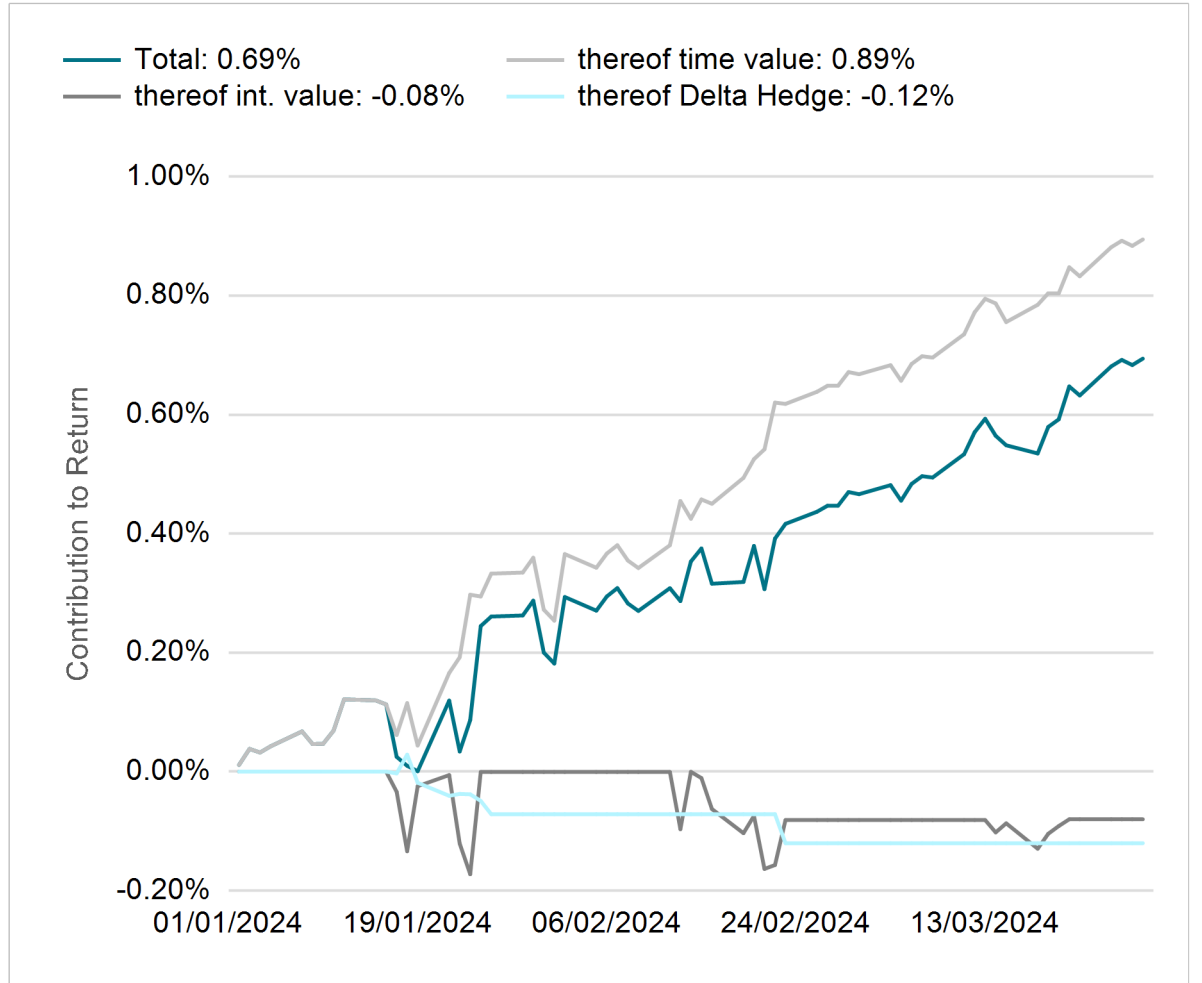
Source: Universal-Investment-Gesellschaft mbH. 7orca Asset Management AG.

Underlying Bund Future¹

7orca Vega RETURN I: Option Positions (29/12/2023 - 28/03/2024)



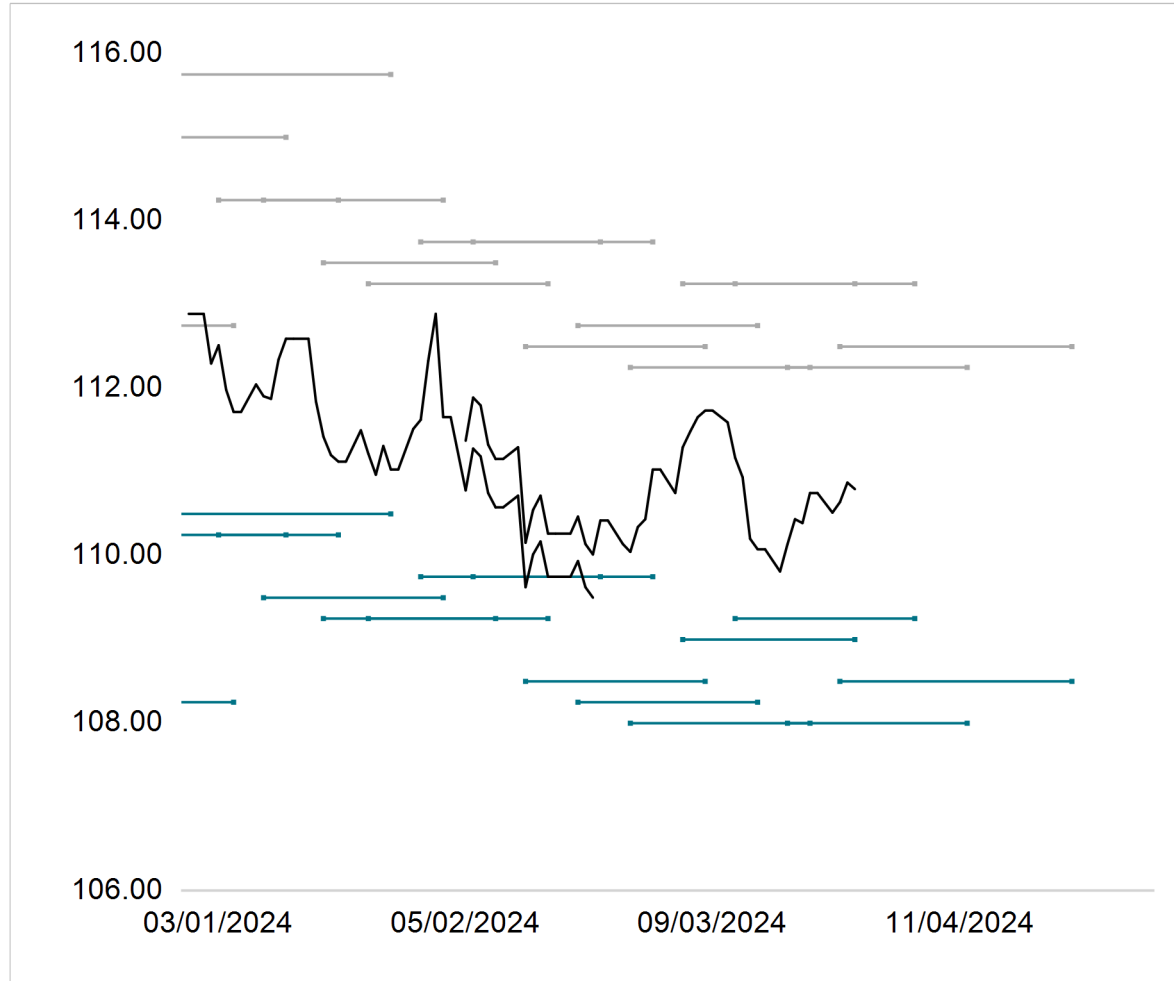
7orca Vega RETURN I: Contribution to Return (29/12/2023 - 28/03/2024)



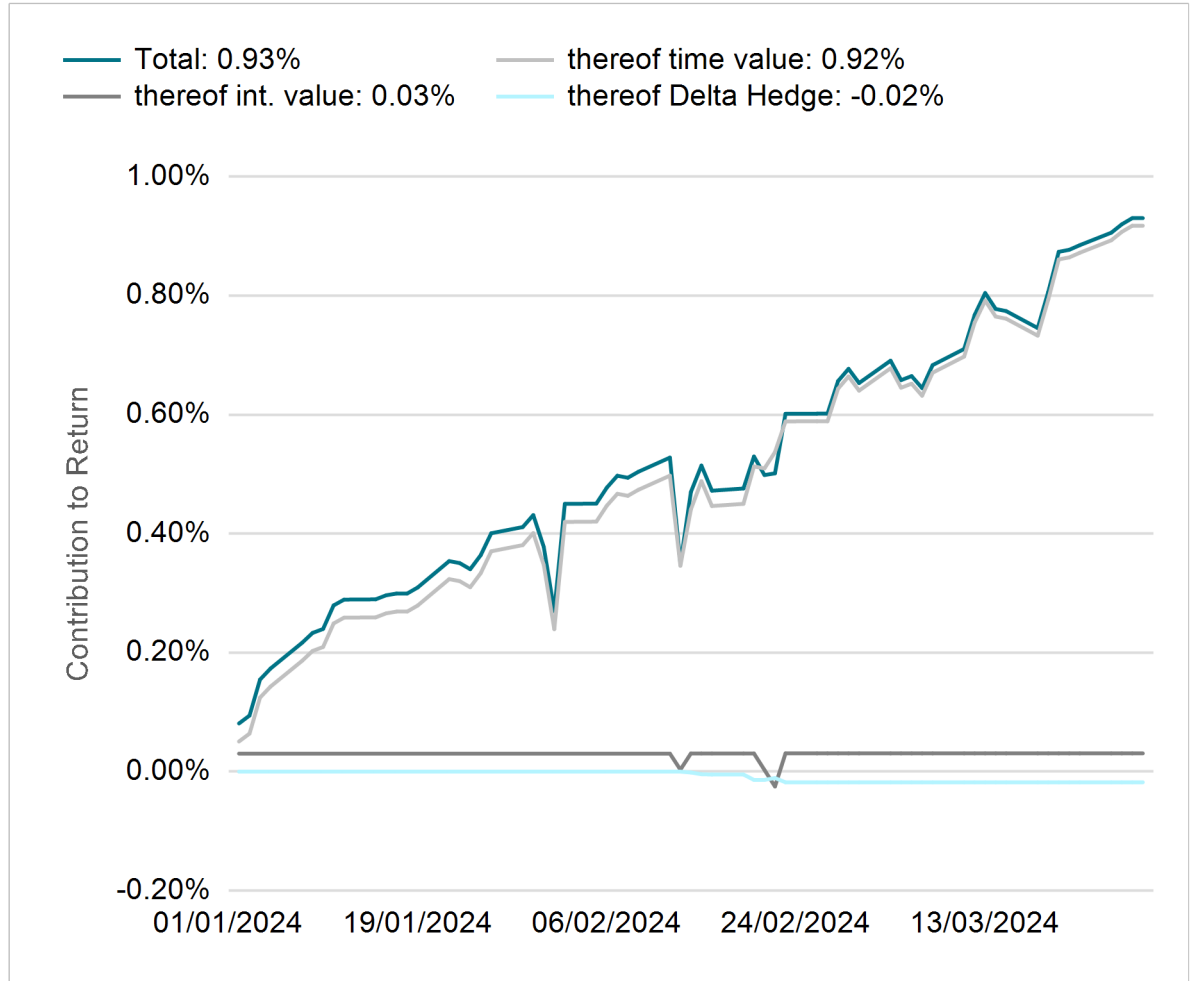
Source: Universal-Investment-Gesellschaft mbH. 7orca Asset Management AG.

Underlying US Treasury Future¹

7orca Vega RETURN I: Option Positions (29/12/2023 - 28/03/2024)



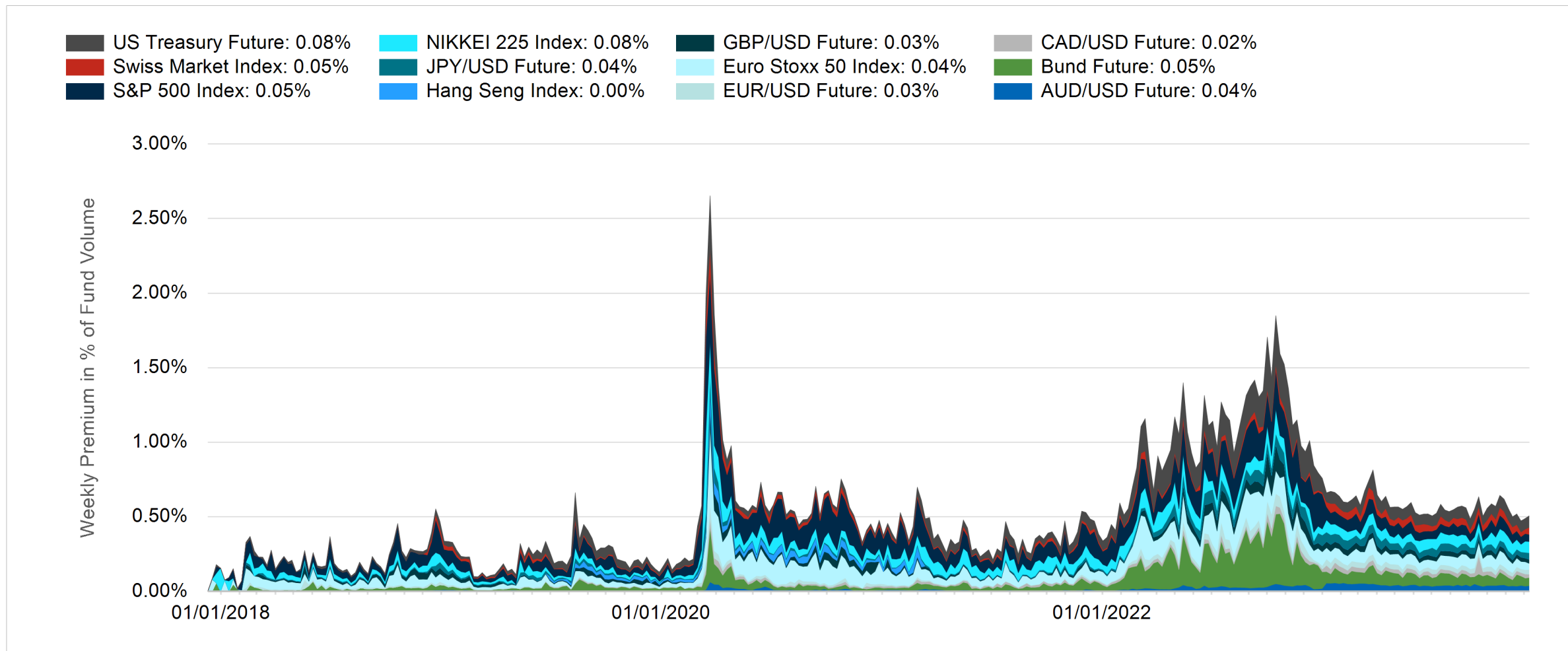
7orca Vega RETURN I: Contribution to Return (29/12/2023 - 28/03/2024)



Source: Universal-Investment-Gesellschaft mbH. 7orca Asset Management AG.

Option Premium

Premium Monitor (10/12/2017 - 28/03/2024)

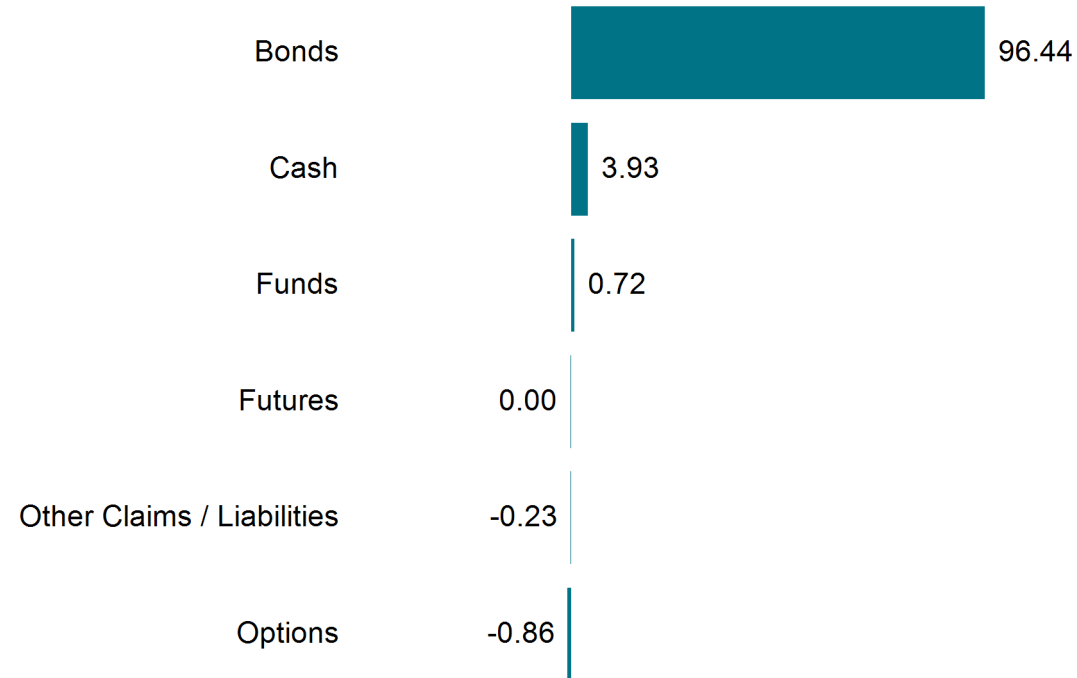


Source: 7orca Asset Management AG.

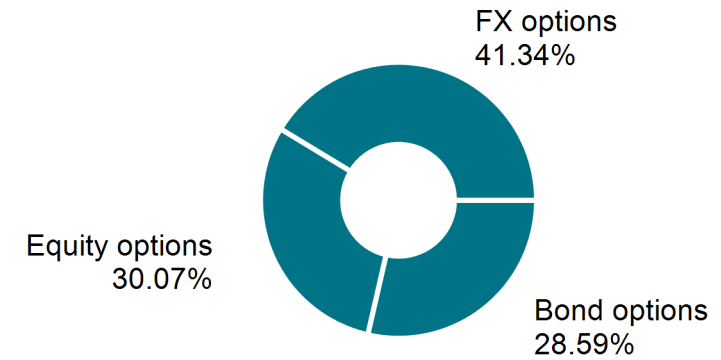
Allocation Overview

7orca Vega RETURN I (28/03/2024)

Share of fund assets in %



Options: Nominal Exposure

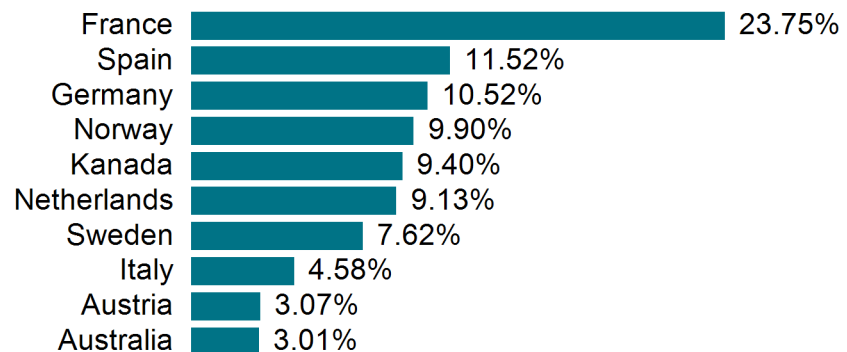


Allocation	EUR	%
Bonds	64,371,739	96.44%
Cash	2,623,634	3.93%
Funds	482,506	0.72%
Futures	-1,597	0.00%
Other Claims / Liabilities	-150,429	-0.23%
Options	-574,924	-0.86%
Total Volume	66,750,928	100.00%

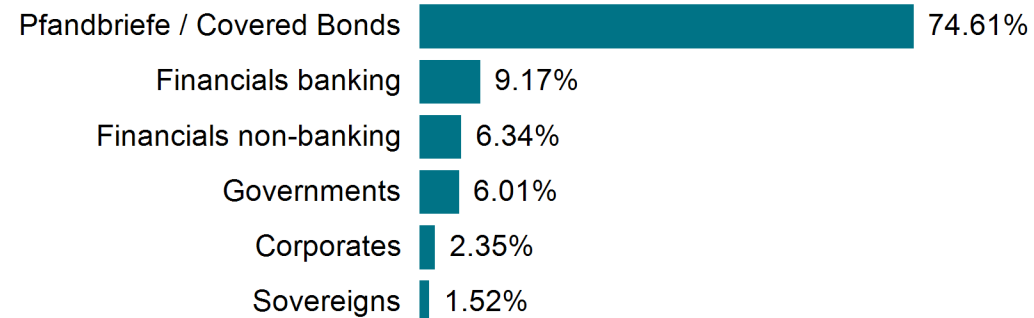
Allocation Overview Bondfloor

7orca Vega RETURN I (28/03/2024)


Country Risk (Top 10)



Sectors



Maturity

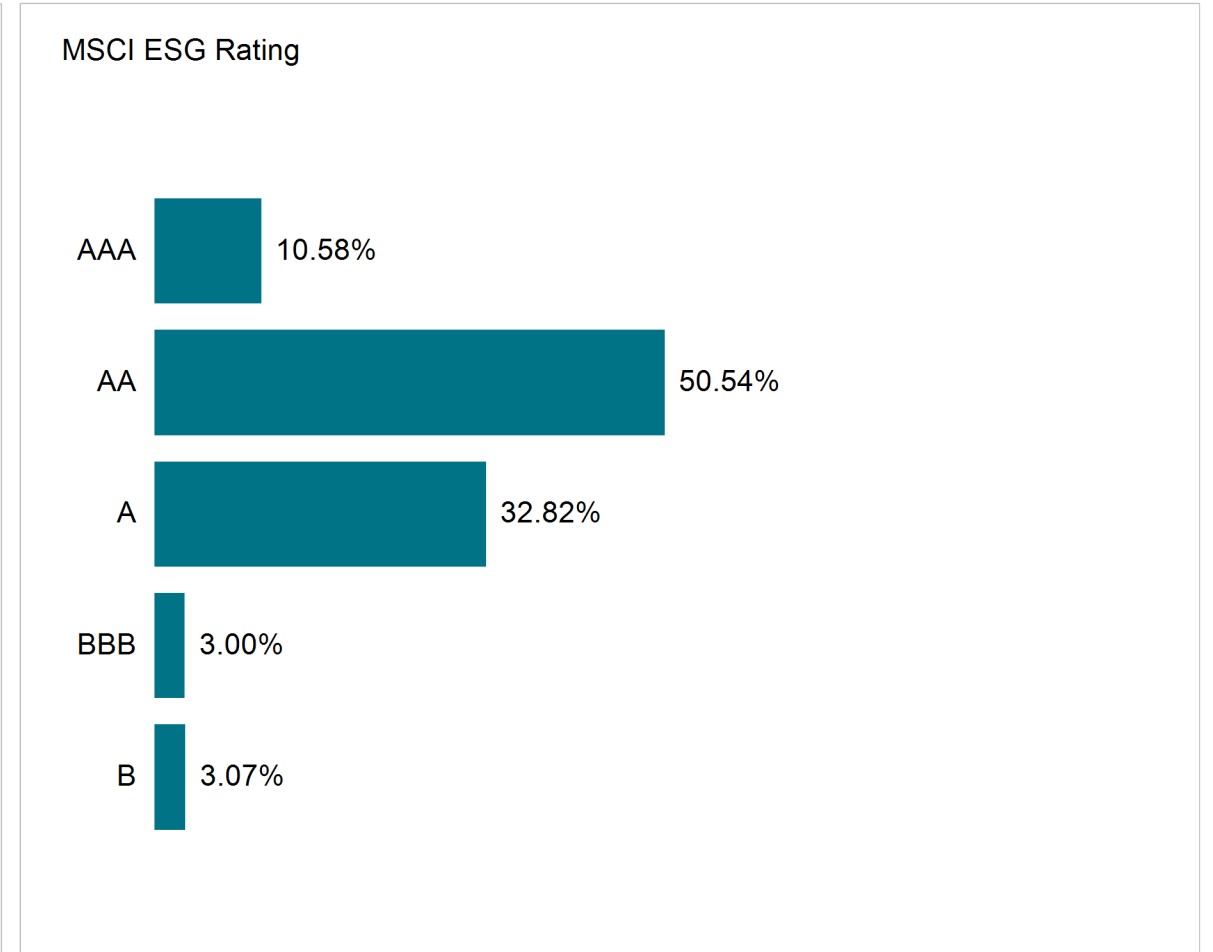
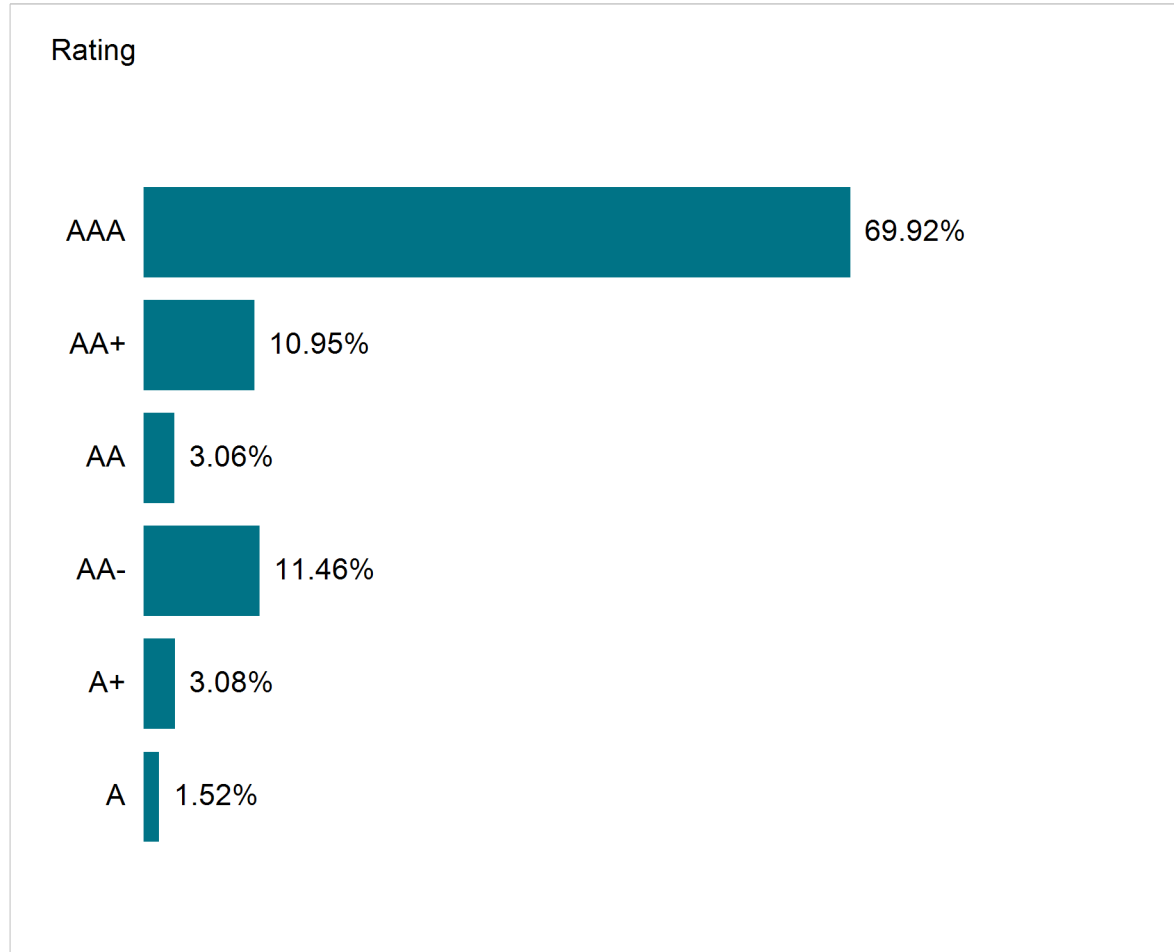


Figures Bond Portfolio

% of Fund	96.44%
Yield	3.64%
Modified Duration	0.72%
Coupon	0.70%
Average Rating	AA+
Average Rating ESG	AA
Non EUR Bonds	0.00%

Rating Overview Bondfloor

7orca Vega RETURN I (28/03/2024)



Allocation Bondfloor, Liquidity

7orca Vega RETURN I (28/03/2024)

ISIN	Name	CCY	Maturity	Years	Coupon	Rating	Nominal	Price	Accr.	Dirty Value	%	mDur.	Yld.
FR0013507365	BPCE S.A.	EUR	16/04/2024	0.05	0.050%	AAA	1,000,000	99.86	475	999,115	1.50%	0.05%	2.71%
XS1622193248	Coöperatieve Rabobank U.A.	EUR	31/05/2024	0.18	0.250%	AAA	2,000,000	99.44	4,139	1,992,939	2.99%	0.17%	3.51%
XS1637099026	SpareBank 1 Boligkreditt AS	EUR	26/06/2024	0.25	0.375%	AAA	2,000,000	99.21	5,676	1,989,816	2.98%	0.24%	3.67%
FR0011993518	BPCE S.A.	EUR	27/06/2024	0.25	1.750%	AAA	2,000,000	99.52	26,393	2,016,693	3.02%	0.24%	3.72%
XS2020568734	Skandinaviska Enskilda Banken AB	EUR	01/07/2024	0.26	0.050%	A+	2,000,000	99.06	743	1,981,843	2.97%	0.25%	3.78%
FR0010101832	BPCE S.A.	EUR	06/08/2024	0.36	2.706%	AAA	1,000,000	99.52	0	995,190	1.49%	0.11%	4.12%
DE000HV2AST3	UniCredit S.p.A.	EUR	10/09/2024	0.45	0.010%	AAA	3,000,000	98.34	165	2,950,395	4.42%	0.44%	3.77%
XS1681119167	Raiffeisen-Holding Niederösterreich-Wien reg. G	EUR	13/09/2024	0.46	0.375%	AAA	2,000,000	98.45	4,057	1,973,057	2.96%	0.44%	3.82%
XS1111559685	Banco Santander S.A.	EUR	18/09/2024	0.48	1.250%	AAA	1,500,000	98.81	9,887	1,492,052	2.24%	0.46%	3.81%
IT0005216624	Rue La Boétie SAS	EUR	30/09/2024	0.51	0.250%	AA-	1,000,000	98.24	1,236	983,636	1.47%	0.49%	3.81%
XS2243052490	Development Bank of Japan	EUR	15/10/2024	0.55	0.010%	A	1,000,000	97.99	45	979,955	1.47%	0.53%	3.77%
XS2080581189	Sparkassen- und Giroverband Hessen-Thüringen Kd	EUR	19/11/2024	0.65	0.125%	AA-	2,000,000	97.32	895	1,947,335	2.92%	0.62%	4.43%
FR0124665995	Union Nationale Interprofessionnelle pour l'Emp	EUR	25/11/2024	0.66	0.125%	AA-	1,000,000	97.59	427	976,367	1.46%	0.64%	3.88%
DE000LB1M2X2	Landesbank Baden-Württemberg	EUR	10/01/2025	0.79	0.250%	AAA	2,000,000	97.42	1,079	1,949,559	2.92%	0.76%	3.63%
XS1167203881	Quebec, Provinz	EUR	15/01/2025	0.80	0.875%	AA-	2,000,000	97.89	3,538	1,961,258	2.94%	0.77%	3.60%
FR0011388339	C.R.H. - Caisse de Refinancement de l'Habitat S	EUR	17/01/2025	0.81	2.400%	AAA	2,000,000	99.01	9,443	1,989,683	2.98%	0.78%	3.66%
XS1759602953	SBAB Bank AB [publ]	EUR	29/01/2025	0.84	0.500%	AAA	3,000,000	97.46	2,459	2,926,349	4.38%	0.81%	3.62%
XS1760129608	SpareBank 1 Boligkreditt AS	EUR	30/01/2025	0.84	0.500%	AAA	2,500,000	97.49	2,015	2,439,290	3.65%	0.81%	3.58%
ES0414950628	Caixabank S.A.	EUR	03/02/2025	0.85	4.000%	AA+	2,000,000	100.14	12,022	2,014,862	3.02%	0.82%	3.82%
FR0013236247	Crédit Mutuel Alliance Fédérale [CM11]	EUR	10/02/2025	0.87	0.625%	AAA	2,000,000	97.47	1,639	1,951,119	2.92%	0.84%	3.62%
XS0488101527	SNCF S.A.	EUR	19/02/2025	0.90	4.125%	AA-	1,500,000	100.28	6,593	1,510,838	2.26%	0.86%	3.79%
XS1725524471	Eika BoligKreditt A.S.	EUR	26/02/2025	0.92	0.375%	AAA	2,000,000	97.13	656	1,943,256	2.91%	0.88%	3.62%
XS2133077383	Blackstone Inc.	EUR	11/03/2025	0.95	0.010%	AA+	2,000,000	96.47	10	1,929,430	2.89%	0.92%	3.85%
XS2456253082	ANZ Group Holdings Ltd.	EUR	17/03/2025	0.97	0.250%	AAA	2,000,000	96.93	164	1,938,704	2.90%	0.94%	3.53%
XS2138444661	The Bank of Nova Scotia	EUR	18/03/2025	0.97	0.010%	AAA	2,000,000	96.61	6	1,932,226	2.89%	0.94%	3.62%
ES0440609271	Caixabank S.A.	EUR	27/03/2025	1.00	0.625%	AA+	2,000,000	97.06	68	1,941,308	2.91%	0.96%	3.68%
XS1961126775	Jyske Bank A/S	EUR	01/04/2025	1.01	0.375%	AAA	1,000,000	96.85	3,719	972,209	1.46%	0.97%	3.60%

Allocation Bondfloor, Liquidity

7orca Vega RETURN I (28/03/2024)

ISIN	Name	CCY	Maturity	Years	Coupon	Rating	Nominal	Price	Accr.	Dirty Value	%	mDur.	Yld.
XS2150024540	BNG Bank N.V.	EUR	02/04/2025	1.01	0.050%	AAA	2,000,000	96.75	989	1,935,969	2.90%	0.98%	3.37%
ES0413790397	Banco Santander S.A.	EUR	07/04/2025	1.03	1.000%	AA	2,000,000	97.41	19,508	1,967,628	2.95%	0.98%	3.62%
FR0012695716	BPCE S.A.	EUR	24/04/2025	1.07	0.398%	AAA	1,500,000	96.81	5,546	1,457,696	2.18%	1.03%	3.48%
XS2162004209	Ontario Teachers` Pension Plan Board	EUR	06/05/2025	1.11	0.500%	AA+	1,200,000	96.69	5,377	1,165,621	1.75%	1.06%	3.61%
BE0002594720	ING Groep N.V.	EUR	30/05/2025	1.17	0.625%	AAA	2,000,000	96.74	10,383	1,945,123	2.91%	1.13%	3.51%
FR0010198002	BPCE S.A.	EUR	02/06/2025	1.18	0.000%	AAA	2,500,000	96.28	0	2,406,925	3.61%	0.00%	3.27%
DE000A2AASB4	DZ BANK AG Deutsche Zentral-Genossenschaftsbank	EUR	06/06/2025	1.19	0.375%	AAA	1,000,000	96.43	3,043	967,383	1.45%	1.15%	3.48%
XS2508690612	The Toronto-Dominion Bank	EUR	28/07/2025	1.33	1.707%	AAA	1,000,000	97.82	11,427	989,577	1.48%	1.27%	3.41%
DE000A289NY2	Niedersachsen, Land	EUR	15/09/2025	1.47	0.000%	AAA	2,000,000	95.50	0	1,910,020	2.86%	1.42%	3.19%
BE0002707884	KBC Groep N.V.	EUR	03/12/2025	1.68	0.000%	AAA	1,000,000	94.73	0	947,310	1.42%	1.63%	3.27%
Total					0.705%	AA+			153,825	64,371,739	96.44%	0.72%	3.64%

Allocation Bondfloor, Liquidity

7orca Vega RETURN I (28/03/2024)

ISIN	Name	CCY	Price	Coupon	Nominal	Accr.	Dirty Value	%
FR0010251660	AMUNDI EURO LIQUIDITY SRI Actions au Por	EUR	241,253.00	0.00%	2	0	482,506	0.72%
Total	Fixed-Income Funds			0.00%		0	482,506	0.72%

Allocation Bondfloor, Liquidity

7orca Vega RETURN I (28/03/2024)

Position	Name	Account Details	CCY	FX-Spot	Coupon	Nominal	Accr.	Dirty Value	%
Cash	Cash	1 AUD Cash	AUD	1.6548	2.85%	20,643	28	12,502	0.02%
Cash	Cash	1 CHF Cash	CHF	0.9724	3.32%	106,499	411	109,933	0.16%
Cash	Cash	7 EUR Cash	EUR	1.0000	0.42%	1,539,005	2,134	1,541,139	2.31%
Cash	Cash	1 HKD Cash	HKD	8.4515	0.00%	40,548	0	4,798	0.01%
Cash	Cash	1 JPY Cash	JPY	163.4213	0.00%	39,857,178	0	243,892	0.37%
Cash	Cash	3 USD Cash	USD	1.0799	1.61%	764,368	3,556	711,369	1.07%
Claims / Liabilities	Other Claims / Liabilities	9 EUR Other Claims / Liabilities	EUR	1.0000	0.00%	-150,429	0	-150,429	-0.23%
Total					3.39%		6,128	2,473,204	3.71%

Portfolio Allocation - Options

7orca Vega RETURN I (28/03/2024)

Basis	Name	CCY	Size	Maturity	Call/Put	Nominal	Price	Cost	Premium	Delta Pos.	Nom.Exp.
EUR	ESTX 50 PR.EUR CALL 05.04.24 BP 5175,00 EUREX	EUR	10	05/04/2024	Short Call	-72	2.7000	5.0512	3,637	-0.10	3,726,000
EUR	ESTX 50 PR.EUR PUT 05.04.24 BP 4800,00 EUREX	EUR	10	05/04/2024	Short Put	-73	2.2000	20.4026	14,894	0.04	3,504,000
EUR	ESTX 50 PR.EUR CALL 05.04.24 BP 5125,00 EUREX	EUR	10	05/04/2024	Short Call	-73	11.7000	5.5040	4,018	-0.29	3,741,250
EUR	ESTX 50 PR.EUR PUT 05.04.24 BP 4875,00 EUREX	EUR	10	05/04/2024	Short Put	-72	2.5000	15.1859	10,934	0.05	3,510,000
EUR	ESTX 50 PR.EUR PUT 12.04.24 BP 4850,00 EUREX	EUR	10	12/04/2024	Short Put	-136	4.9000	17.5952	23,929	0.07	6,596,000
EUR	ESTX 50 PR.EUR CALL 12.04.24 BP 5175,00 EUREX	EUR	10	12/04/2024	Short Call	-136	9.9000	5.4569	7,421	-0.19	7,038,000
EUR	ESTX 50 PR.EUR CALL 19.04.24 BP 5225,00 EUREX	EUR	10	19/04/2024	Short Call	-67	8.5000	6.1144	4,097	-0.14	3,500,750
EUR	ESTX 50 PR.EUR PUT 19.04.24 BP 4900,00 EUREX	EUR	10	19/04/2024	Short Put	-68	11.5000	17.2128	11,705	0.13	3,332,000
EUR	ESTX 50 PR.EUR PUT 19.04.24 BP 4950,00 EUREX	EUR	10	19/04/2024	Short Put	-67	16.2000	16.2339	10,877	0.18	3,316,500
EUR	ESTX 50 PR.EUR CALL 19.04.24 BP 5200,00 EUREX	EUR	10	19/04/2024	Short Call	-68	12.6000	6.0981	4,147	-0.19	3,536,000
Total									95,658	-0.04	41,800,500
USD	S+P 500 INDEX PUT 03.04.24 BP 4970,00 CBOE	USD	100	03/04/2024	Short Put	-7	0.3000	21.0412	13,505	0.01	3,221,595
USD	S+P 500 INDEX CALL 03.04.24 BP 5350,00 CBOE	USD	100	03/04/2024	Short Call	-7	0.2000	5.4912	3,525	-0.01	3,467,914
USD	S+P 500 INDEX PUT 05.04.24 BP 5030,00 CBOE	USD	100	05/04/2024	Short Put	-7	0.9500	20.0758	12,823	0.02	3,260,487
USD	S+P 500 INDEX CALL 05.04.24 BP 5400,00 CBOE	USD	100	05/04/2024	Short Call	-7	0.3000	8.8758	5,669	-0.01	3,500,324
USD	S+P 500 INDEX PUT 10.04.24 BP 5040,00 CBOE	USD	100	10/04/2024	Short Put	-7	3.2000	22.5112	14,401	0.06	3,266,969
USD	S+P 500 INDEX CALL 10.04.24 BP 5400,00 CBOE	USD	100	10/04/2024	Short Call	-7	1.9500	6.6545	4,257	-0.05	3,500,324
USD	S+P 500 INDEX CALL 12.04.24 BP 5360,00 CBOE	USD	100	12/04/2024	Short Call	-7	8.0500	6.6045	4,247	-0.15	3,474,396
USD	S+P 500 INDEX PUT 12.04.24 BP 4980,00 CBOE	USD	100	12/04/2024	Short Put	-7	3.1500	23.1978	14,915	0.05	3,228,077
USD	S+P 500 INDEX PUT 17.04.24 BP 5040,00 CBOE	USD	100	17/04/2024	Short Put	-7	7.0000	22.3004	14,383	0.09	3,266,969
USD	S+P 500 INDEX CALL 17.04.24 BP 5400,00 CBOE	USD	100	17/04/2024	Short Call	-7	6.3500	7.7192	4,979	-0.11	3,500,324
USD	S+P 500 INDEX PUT 19.04.24 BP 5110,00 CBOE	USD	100	19/04/2024	Short Put	-7	13.2500	19.4245	12,573	0.16	3,312,344
USD	S+P 500 INDEX CALL 19.04.24 BP 5445,00 CBOE	USD	100	19/04/2024	Short Call	-7	3.7000	6.7745	4,385	-0.07	3,529,493
USD	S+P 500 INDEX CALL 24.04.24 BP 5450,00 CBOE	USD	100	24/04/2024	Short Call	-7	5.7000	4.4351	2,870	-0.09	3,532,735
USD	S+P 500 INDEX PUT 24.04.24 BP 5090,00 CBOE	USD	100	24/04/2024	Short Put	-7	14.7000	19.6286	12,700	0.16	3,299,380
USD	S+P 500 INDEX CALL 26.04.24 BP 5470,00 CBOE	USD	100	26/04/2024	Short Call	-7	5.3500	6.5816	4,266	-0.11	3,545,699

Portfolio Allocation - Options

7orca Vega RETURN I (28/03/2024)

Basis	Name	CCY	Size	Maturity	Call/Put	Nominal	Price	Cost	Premium	Delta Pos.	Nom.Exp.
USD	S+P 500 INDEX PUT 26.04.24 BP 5125,00 CBOE	USD	100	26/04/2024	Short Put	-7	21.6000	20.5674	13,332	0.19	3,322,067
Total									142,830	0.01	54,229,095

Portfolio Allocation - Options

7orca Vega RETURN I (28/03/2024)

Basis	Name	CCY	Size	Maturity	Call/Put	Nominal	Price	Cost	Premium	Delta Pos.	Nom.Exp.
JPY	NIKKEI 225 INDEX CALL 12.04.24 BP 42000,00 OSE	JPY	1000	12/04/2024	Short Call	-22	64.0000	80.2000	10,782	-0.10	5,654,098
JPY	NIKKEI 225 INDEX CALL 12.04.24 BP 41250,00 OSE	JPY	1000	12/04/2024	Short Call	-24	170.0000	111.1894	16,552	-0.22	6,057,962
JPY	NIKKEI 225 INDEX CALL 12.04.24 BP 43000,00 OSE	JPY	1000	12/04/2024	Short Call	-23	14.0000	139.2000	19,638	-0.03	6,051,843
JPY	NIKKEI 225 INDEX PUT 12.04.24 BP 36250,00 OSE	JPY	1000	12/04/2024	Short Put	-24	24.0000	264.1818	39,327	0.03	5,323,663
JPY	NIKKEI 225 INDEX PUT 12.04.24 BP 37875,00 OSE	JPY	1000	12/04/2024	Short Put	-22	70.0000	251.2000	33,772	0.08	5,098,785
JPY	NIKKEI 225 INDEX PUT 12.04.24 BP 38750,00 OSE	JPY	1000	12/04/2024	Short Put	-22	155.0000	189.1855	25,362	0.17	5,216,578
JPY	NIKKEI 225 INDEX CALL 12.04.24 BP 42125,00 OSE	JPY	1000	12/04/2024	Short Call	-22	50.0000	76.1912	10,214	-0.08	5,670,925
JPY	NIKKEI 225 INDEX PUT 12.04.24 BP 37750,00 OSE	JPY	1000	12/04/2024	Short Put	-23	65.0000	272.2000	38,402	0.08	5,312,955
Total									194,049	-0.01	44,386,809
CHF	SMI PUT 19.04.24 BP 11400,00 EUREX	CHF	10	19/04/2024	Short Put	-67	20.0000	34.9767	24,131	0.14	7,854,792
CHF	SMI PUT 19.04.24 BP 10950,00 EUREX	CHF	10	19/04/2024	Short Put	-24	4.4000	46.5170	11,637	0.04	2,702,592
CHF	SMI PUT 19.04.24 BP 11050,00 EUREX	CHF	10	19/04/2024	Short Put	-24	5.5000	46.6842	11,665	0.04	2,727,273
CHF	SMI CALL 19.04.24 BP 12150,00 EUREX	CHF	10	19/04/2024	Short Call	-23	2.6000	13.8909	3,322	-0.04	2,873,817
CHF	SMI CALL 19.04.24 BP 11800,00 EUREX	CHF	10	19/04/2024	Short Call	-24	47.1000	20.7212	5,184	-0.32	2,912,382
CHF	SMI CALL 19.04.24 BP 11950,00 EUREX	CHF	10	19/04/2024	Short Call	-44	15.4000	9.9920	4,529	-0.13	5,407,240
CHF	SMI CALL 19.04.24 BP 12050,00 EUREX	CHF	10	19/04/2024	Short Call	-45	6.5000	14.2081	6,621	-0.07	5,576,409
CHF	SMI CALL 19.04.24 BP 11900,00 EUREX	CHF	10	19/04/2024	Short Call	-24	22.8000	18.2187	4,552	-0.18	2,937,063
CHF	SMI CALL 19.04.24 BP 12000,00 EUREX	CHF	10	19/04/2024	Short Call	-22	10.1000	9.0034	2,037	-0.11	2,714,932
CHF	SMI PUT 19.04.24 BP 11250,00 EUREX	CHF	10	19/04/2024	Short Put	-22	10.4000	39.1306	8,928	0.07	2,545,249
CHF	SMI PUT 19.04.24 BP 11300,00 EUREX	CHF	10	19/04/2024	Short Put	-23	12.7000	47.4213	11,378	0.09	2,672,768
CHF	SMI PUT 19.04.24 BP 11450,00 EUREX	CHF	10	19/04/2024	Short Put	-22	25.6000	23.9306	5,414	0.07	2,590,498
Total									99,399	-0.03	43,515,014

Portfolio Allocation - Options

7orca Vega RETURN I (28/03/2024)

Basis	Name	CCY	Size	Maturity	Call/Put	Nominal	Price	Cost	Premium	Delta Pos.	Nom.Exp.
EUR	FUTURE EU-BUND 06.24 CALL 26.04.24 BP 136,00 EUREX	EUR	1	26/04/2024	Short Call	-96	0.1600	0.2238	21,600	-0.14	13,056,000
EUR	FUTURE EU-BUND 06.24 CALL 26.04.24 BP 135,50 EUREX	EUR	1	26/04/2024	Short Call	-96	0.2300	0.2038	19,680	-0.18	13,008,000
EUR	FUTURE EU-BUND 06.24 PUT 26.04.24 BP 129,00 EUREX	EUR	1	26/04/2024	Short Put	-96	0.0300	0.2298	22,080	0.03	12,384,000
EUR	FUTURE EU-BUND 06.24 CALL 26.04.24 BP 135,00 EUREX	EUR	1	26/04/2024	Short Call	-96	0.3100	0.2298	22,080	-0.24	12,960,000
EUR	FUTURE EU-BUND 06.24 PUT 26.04.24 BP 130,50 EUREX	EUR	1	26/04/2024	Short Put	-96	0.1000	0.2088	20,160	0.10	12,528,000
EUR	FUTURE EU-BUND 06.24 PUT 26.04.24 BP 131,00 EUREX	EUR	1	26/04/2024	Short Put	-96	0.1600	0.1788	17,280	0.14	12,576,000
Total									122,880	-0.05	76,512,000
USD	FUT 10Y TR 1W 06.24 CALL 05.04.24 BP 113,25 CBOT	USD	1	05/04/2024	Short Call	-166	0.0156	0.1220	18,555	-0.03	17,408,556
USD	FUT 10Y TR 1W 06.24 PUT 05.04.24 BP 109,25 CBOT	USD	1	05/04/2024	Short Put	-166	0.0313	0.1533	23,307	0.07	16,793,685
USD	FUT 10Y TR 2W 06.24 PUT 12.04.24 BP 108,00 CBOT	USD	1	12/04/2024	Short Put	-157	0.0313	0.1533	22,163	0.03	15,701,454
USD	FUT 10Y TR 2W 06.24 CALL 12.04.24 BP 112,25 CBOT	USD	1	12/04/2024	Short Call	-157	0.1250	0.1220	17,645	-0.16	16,319,335
USD	FUTURE 10Y TREA 06.24 PUT 26.04.24 BP 108,50 CBOT	USD	1	26/04/2024	Short Put	-157	0.0938	0.1377	19,961	0.20	15,774,146
USD	FUTURE 10Y TREA 06.24 CALL 26.04.24 BP 112,50 CBOT	USD	1	26/04/2024	Short Call	-157	0.1563	0.1377	19,962	-0.15	16,355,681
Total									121,594	-0.01	98,352,857

Portfolio Allocation - Options

7orca Vega RETURN I (28/03/2024)

Basis	Name	CCY	Size	Maturity	Call/Put	Nominal	Price	Cost	Premium	Delta Pos.	Nom.Exp.
USD	F FX EUR/USD 2PM 06.24 PUT 05.04.24 BP 1,075 CME	USD	125000	05/04/2024	Short Put	-54	0.0006	0.0012	7,243	0.29	6,719,372
USD	F FX EUR/USD 2PM 06.24 CALL 05.04.24 BP 1,115 CME	USD	125000	05/04/2024	Short Call	-54	0.0001	0.0013	7,860	-0.01	6,969,395
USD	F FX EO/DL 2PM W 06.24 PUT 12.04.24 BP 1,08 CME	USD	125000	12/04/2024	Short Put	-54	0.0032	0.0013	7,890	0.43	6,750,625
USD	F FX EO/DL 2PM W 06.24 CALL 12.04.24 BP 1,115 CME	USD	125000	12/04/2024	Short Call	-54	0.0001	0.0010	6,030	-0.01	6,969,395
USD	F FX EO/DL 2PM W 06.24 PUT 19.04.24 BP 1,0775 CME	USD	125000	19/04/2024	Short Put	-50	0.0030	0.0015	8,475	0.36	6,236,110
USD	F FX EO/DL 2PM W 06.24 CALL 19.04.24 BP 1,11 CME	USD	125000	19/04/2024	Short Call	-50	0.0001	0.0008	4,446	-0.02	6,424,206
USD	F FX EO/DL 2PM W 06.24 PUT 26.04.24 BP 1,065 CME	USD	125000	26/04/2024	Short Put	-51	0.0010	0.0010	5,741	0.03	6,287,040
USD	F FX EO/DL 2PM W 06.24 CALL 26.04.24 BP 1,10 CME	USD	125000	26/04/2024	Short Call	-51	0.0010	0.0013	7,512	-0.09	6,493,657
Total									55,197	0.12	52,849,801
USD	F FX GBP/USD 2PM 06.24 CALL 05.04.24 BP 129,00 CME	USD	625	05/04/2024	Short Call	-82	0.0100	0.2145	10,114	-0.02	6,122,095
USD	F FX GBP/USD 2PM 06.24 PUT 05.04.24 BP 124,50 CME	USD	625	05/04/2024	Short Put	-82	0.0200	0.1445	6,813	0.06	5,908,533
USD	F FX GBP/USD 2 W 06.24 CALL 12.04.24 BP 130,00 CME	USD	625	12/04/2024	Short Call	-82	0.0100	0.1445	6,784	-0.02	6,169,553
USD	F FX GBP/USD 2 W 06.24 PUT 12.04.24 BP 125,50 CME	USD	625	12/04/2024	Short Put	-82	0.2700	0.1845	8,662	0.30	5,955,991
USD	F FX GBP/USD 2 W 06.24 CALL 19.04.24 BP 129,50 CME	USD	625	19/04/2024	Short Call	-77	0.0200	0.1445	6,405	-0.04	5,771,078
USD	F FX GBP/USD 2 W 06.24 PUT 19.04.24 BP 124,50 CME	USD	625	19/04/2024	Short Put	-77	0.1700	0.1445	6,405	0.18	5,548,257
USD	F FX GBP/USD 2 W 06.24 PUT 26.04.24 BP 124,00 CME	USD	625	26/04/2024	Short Put	-78	0.1600	0.1545	6,957	0.15	5,597,741
USD	F FX GBP/USD 2 W 06.24 CALL 26.04.24 BP 128,50 CME	USD	625	26/04/2024	Short Call	-78	0.1200	0.1645	7,407	-0.14	5,800,884
Total									59,548	0.06	46,874,132

Portfolio Allocation - Options

7orca Vega RETURN I (28/03/2024)

Basis	Name	CCY	Size	Maturity	Call/Put	Nominal	Price	Cost	Premium	Delta Pos.	Nom.Exp.
USD	F FX JPY/USD 2PM 06.24 CALL 05.04.24 BP 71,00 CME	USD	1250	05/04/2024	Short Call	-86	0.0050	0.1573	15,469	-0.18	7,067,784
USD	F FX JPY/USD 2PM 06.24 PUT 05.04.24 BP 67,00 CME	USD	1250	05/04/2024	Short Put	-86	0.3200	0.1173	11,535	0.58	6,669,599
USD	F FX JPY/USD 2P W 06.24 CALL 12.04.24 BP 70,75 CME	USD	1250	12/04/2024	Short Call	-86	0.0050	0.1273	12,565	-0.02	7,042,897
USD	F FX JPY/USD 2P W 06.24 PUT 12.04.24 BP 67,00 CME	USD	1250	12/04/2024	Short Put	-86	0.4400	0.1073	10,591	0.55	6,669,599
USD	F FX JPY/USD 2P W 06.24 PUT 19.04.24 BP 65,50 CME	USD	1250	19/04/2024	Short Put	-83	0.0600	0.1070	10,224	0.12	6,292,828
USD	F FX JPY/USD 2P W 06.24 CALL 19.04.24 BP 68,75 CME	USD	1250	19/04/2024	Short Call	-83	0.0800	0.0970	9,269	-0.12	6,605,068
USD	F FX JPY/USD 2P W 06.24 PUT 26.04.24 BP 65,50 CME	USD	1250	26/04/2024	Short Put	-82	0.1100	0.1173	11,129	0.11	6,217,011
USD	F FX JPY/USD 2P W 06.24 CALL 26.04.24 BP 69,00 CME	USD	1250	26/04/2024	Short Call	-82	0.1100	0.1173	11,129	-0.06	6,549,218
Total									91,913	0.12	53,114,004
USD	F FX AUD/USD 2PM 06.24 PUT 05.04.24 BP 63,50 CME	USD	1000	05/04/2024	Short Put	-100	0.0050	0.1266	11,644	0.27	5,880,174
USD	F FX AUD/USD 2PM 06.24 CALL 05.04.24 BP 67,00 CME	USD	1000	05/04/2024	Short Call	-100	0.0100	0.0966	8,884	-0.03	6,204,278
USD	F FX AUD/USD 2P W 06.24 CALL 12.04.24 BP 68,00 CME	USD	1000	12/04/2024	Short Call	-99	0.0050	0.0966	8,757	-0.01	6,233,911
USD	F FX AUD/USD 2P W 06.24 PUT 12.04.24 BP 64,50 CME	USD	1000	12/04/2024	Short Put	-99	0.1100	0.1266	11,478	0.22	5,913,048
USD	F FX AUD/USD 2P W 06.24 PUT 19.04.24 BP 63,75 CME	USD	1000	19/04/2024	Short Put	-94	0.0600	0.1166	10,092	0.12	5,549,125
USD	F FX AUD/USD 2P W 06.24 CALL 19.04.24 BP 67,00 CME	USD	1000	19/04/2024	Short Call	-94	0.0400	0.1066	9,226	-0.09	5,832,021
USD	F FX AUD/USD 2P W 06.24 CALL 26.04.24 BP 67,00 CME	USD	1000	26/04/2024	Short Call	-94	0.0600	0.1066	9,252	-0.12	5,832,021
USD	F FX AUD/USD 2P W 06.24 PUT 26.04.24 BP 64,00 CME	USD	1000	26/04/2024	Short Put	-94	0.1300	0.1066	9,252	0.18	5,570,886
Total									78,586	0.07	47,015,464

Portfolio Allocation - Options

7orca Vega RETURN I (28/03/2024)

Basis	Name	CCY	Size	Maturity	Call/Put	Nominal	Price	Cost	Premium	Delta Pos.	Nom.Exp.
USD	FUTURE FX CAD/USD 06.24 PUT 05.04.24 BP 73,00 CME	USD	1000	05/04/2024	Short Put	-99	0.0050	0.0566	5,125	0.04	6,692,286
USD	FUTURE FX CAD/USD 06.24 CALL 05.04.24 BP 75,50 CME	USD	1000	05/04/2024	Short Call	-99	0.0050	0.0466	4,219	-0.02	6,921,474
USD	FUT FX CAD/USD W 06.24 CALL 12.04.24 BP 75,25 CME	USD	1000	12/04/2024	Short Call	-100	0.0100	0.0715	6,566	-0.05	6,968,238
USD	FUT FX CAD/USD W 06.24 PUT 12.04.24 BP 73,25 CME	USD	1000	12/04/2024	Short Put	-100	0.0600	0.0665	6,106	0.19	6,783,035
USD	FUT FX CAD/USD W 06.24 PUT 19.04.24 BP 73,00 CME	USD	1000	19/04/2024	Short Put	-93	0.0600	0.0566	4,844	0.15	6,286,693
USD	FUT FX CAD/USD W 06.24 CALL 19.04.24 BP 75,25 CME	USD	1000	19/04/2024	Short Call	-93	0.0150	0.0566	4,844	-0.08	6,480,461
USD	FUT FX CAD/USD W 06.24 PUT 26.04.24 BP 72,75 CME	USD	1000	26/04/2024	Short Put	-94	0.0500	0.0766	6,665	0.03	6,332,531
USD	FUT FX CAD/USD W 06.24 CALL 26.04.24 BP 74,75 CME	USD	1000	26/04/2024	Short Call	-94	0.1000	0.0666	5,795	-0.18	6,506,621
Total									44,164	0.01	52,971,340

Portfolio Allocation - Futures

7orca Vega RETURN I (28/03/2024)


Basis	Name	CCY	Size	Maturity	Nominal	Price	Cost	Exposure
USD	FUTURE CROSS RATE EUR/USD 17.06.24 CME	USD	125000	17/06/2024	1	1.0835	1.0989	125,417
USD	FUTURE CROSS RATE JPY/USD 17.06.24 CME	USD	1250	17/06/2024	-5	66.8850	66.9133	-387,102
Total								-261,685

Contacts

7orca Asset Management AG
Am Sandtorkai 77
20457 Hamburg, Germany
www.7orca.com
Phone: +49 40 33 460 46 0

Tindaro Siragusano, CEO
E-Mail: tindaro.siragusano@7orca.com
Phone: +49 40 33 460 46 10

Sven O. Müller, Head of Relationship Management
E-Mail: sven.mueller@7orca.com
Phone: +49 40 33 460 46 13



Disclaimer

1) The investment strategy presented in this document is aimed exclusively at professional investors according to the German Securities Trading Act (WpHG) and can only be implemented for such investors (typically in a fund structure). All assumptions, forecasts and information are based on the standardised set-up of the 7orca Vega Return strategy, which was implemented at average market costs. Further information on this standard investment process can be found in the Generic RfP, which is available from 7orca Asset Management AG upon request. Due to the different investor needs and situations as well as the resulting specific pricing, further individual costs for administration and custody are not taken into account. However, 7orca Asset Management AG will be pleased to provide you with a specific offer that reflects your individual requirements and conditions. Past performance is not a reliable indicator of future results. All information in this document has been compiled to the best of our knowledge based on the data available to us. However, no civil liability can be assumed in this respect. References to specific financial instruments are purely exemplary and should under no circumstances be construed as recommendations in the sense of investment advice. A publication of 7orca Asset Management AG.

2) Source: Universal Investment Gesellschaft mbH. 7orca Vega Return investment fund, share class I: Past performance is not a reliable indicator of future results. The performance calculation is based on the BVI method (not including front end loads). In addition, the investment result may be reduced by the individual deposit costs accrued.

3) This marketing communication is aimed at professional investors according to the German Securities Trading Act (WpHG) and is not suitable for private clients. This communication has been prepared to the best of our knowledge and based on the data available to us. However, no civil liability can be assumed in this respect. The sole basis for the acquisition of shares is the respective sales documents (key investor information, sales prospectus, annual and semi-annual report). The sales documents are available free of charge from 7orca Asset Management AG, the depository or from Universal-Investment-Gesellschaft mbH at www.universal-investment.com. A publication of 7orca Asset Management AG.

DJ EuroStoxx 50 Index © 2022 STOXX Limited. All rights reserved. The name and content herein are the copyright of STOXX Limited and/or its content providers. Their accuracy, completeness or validity cannot be guaranteed. Hang Seng Index © 2022 Hang Seng Indexes Company Limited. All rights reserved. The name and content herein are the copyright of Hang Seng Indexes Company Limited and/or its content providers. Their accuracy, completeness or validity cannot be guaranteed. S&P500 index © 2022 Standard Poor's Cooperation. All rights reserved. The name and content herein is the copyright of Standard Poor's Corporation and/or its content providers. Their accuracy, completeness or validity cannot be guaranteed. Nikkei225 Index © 2022 Index Business Office, Nikkei Inc All rights reserved. The name and content are the copyright of Index Business Office, Nikkei Inc and/or its content providers. Their accuracy, completeness or validity cannot be guaranteed. SMI Index © 2022 SIX Group Ltd All rights reserved. The name and content are the copyright of SIX Group Ltd and/or its content providers. Their accuracy, completeness or validity cannot be guaranteed.

7orcaAsset Management AG as of 04/04/2024